


FRONTLINE CORPORATION LIMITED

29th Annual Report

(2017-2018)



Contents	Page No.
Notice	4
Note & Explanatory Statement	5
Directors' Report and Management	11
Discussion & Analysis Report	
Auditors' Report on Financial Statements	58
Balance Sheet.....	66
Statement of Profit & Loss Account	67
Cash Flow Statement.....	68
Notes to the Financial Statements	70
Attendance Slip & Proxy Form.....	119
Venue Map	121

29th Annual General Meeting on Tuesday, 25th September, 2018 at
10.00 a.m. at its Registered Office at 4, BBD Bag (East), Room No. 5,
1st Floor, Stephen House, Kolkata - 700 001

Board of Directors:

Mr. Ram Prasad Agarwal	:	Director & Chairman
Mr. Narayan Prasad Agarwal	:	Director
Mr. Saurabh Jhunjhunwala	:	Director
Mrs. Aarefa Kutub Kapasi	:	Independent Women Director
Mr. Virendra Sharma	:	Independent Director
Mr. Jiw Raj Khaitan	:	Independent Director
Mr. Sital Kumar Banerjee	:	Independent Director
Mr. Pawan Kumar Agarwal	:	Managing Director
Company Secretary	:	Mr. S. K. Verma
Chief Financial Officer	:	Mr. Roshan Lal Saklani
Statutory Auditors	:	M/S. Paresh Thothawala & Co., Chartered Accountants, Ahmadabad.
Bankers	:	Dena Bank HDFC Bank Ltd. Indusind Bank ICICI Bank Limited Punjab & Sind Bank Standard Chartered Bank State Bank of India Union Bank of India The Jammu & Kashmir Bank Limited
Registered Office	:	4, B. B. D. Bag (East), Stephen House, Room No. 5, 1 st Floor, Kolkata – 700 001 Phone- 033-22301153, 22306825 Fax- 033 – 2243 6124
Corporate Office	:	4th Floor, Shalin Building, Near Nehru Bridge Corner, Ashram Road, Ahmedabad – 380 009 Phone-079-26578201, 26580414 Fax- 079-26576619, 26580287
Registrar & Transfer Agent Branch Address	:	Bigshare Services Private Limited A-802, Samudra Complex Near Klassic Gold Hotel Girish Cold Drink, off C G Road, Navrangpura Ahmedabad Gujarat - 380009 Phone No. -079-40024135, Mob. 9971542155 web: www.bigshareonline.com

NOTICE

NOTICE is hereby given that the **29th Annual General Meeting** of the members of Frontline Corporation Limited will be held at 10.00 a.m. on Tuesday, 25th September, 2018 at its Registered Office at 4, B. B. D. Bag (East), Stephen House, Room No. 5, 1st Floor, Kolkata – 700 001 to transact the following business:

Ordinary Business:

1. To receive, consider and adopt the audited Statement of Profit and Loss for the year ended March 31, 2018 and the Balance Sheet for the year ended on March 31, 2018 and Cash Flow Statement for the year ended on that date and reports of the Board of Directors and the Auditors there on and other documents attached or annexed thereto.
2. To Re-appoint Mr. Narayan Prasad Agarwal , Director of the Company (holding Director Identification Number 00060384), liable to retire by rotation in terms of section 152(6) of the companies Act, 2013 and, being eligible, offers himself for Re-appointment.
3. To reappoint the Statutory Auditors and to fix their remuneration and in this regards pass with or without modification(s) the following resolution as an Ordinary Resolution.

“RESOLVED THAT pursuant to the provisions of Section 139, 141, 142 and other applicable provisions, if any, of the Companies Act, 2013, and the Companies (Audit and Auditors) Rules, 2014, including any modification, variation or re-enactment thereof, the appointment of M/S Paresh Thothawala & Co. (Firm Registration No. 117444W) as Statutory Auditors of the Company, approved in the 25th Annual General Meeting until the conclusion of 30th Annual General Meeting of the Company, be and is hereby ratified (for the financial year 2018-19) and that the Board of Directors of the Company and the Audit Committee of the Company be and are hereby authorised to fix their remuneration for the financial year 2018-19 and permit reimbursement of actual out of pocket expenses, as may be incurred in the performance of their duties.”

Special Business:

4. To consider and if thought fit to pass with or without modification the following resolution as an **Special Resolution:**

“RESOLVED THAT, pursuant to the provision of Section 185 of the Companies Act, 2013 and of the rules made thereunder, consent of the members of the Company be and is hereby accorded to the grant of loans, investments or giving of security or guarantee for the loans availed or to be availed by the following body corporates one in which one or more Director(s) of the Company are interested, either directly or indirectly

- a. Bajrang Refractories Private Limited
- b. Fairdeal Supplies Limited.
- c. Shiv Shakti Steels Private Limited
- d. Falgun Export Private Limited
- e. Prima Financial Services Limited

“RESOLVED FURTHER THAT, the maximum amount of loans and / or investments shall not exceed Rs. 100.00 Crores at any time”

“RESOLVED FURTHER THAT, the Board of Directors of the Company be and is hereby authorized to do all such acts, things and deeds that may be necessary in the matter.”

By order of the Board of Directors of
Frontline Corporation Limited

Sd/-

Pawan Kumar Agarwal
Managing Director
DIN : 00060418

Place : Ahmedabad
Date : 17th August, 2018

NOTES:

- A. A MEMBER ENTITLED TO ATTEND AND VOTE AT THE ANNUAL GENERAL MEETING (MEETINGS) IS ENTITLED TO APPOINT A PROXY TO ATTEND AND VOTE INSTEAD OF HIMSELF/HERSELF AND THE PROXY NEED NOT BE A MEMBER OF THE COMPANY** The proxy from duly completed and signed, should be lodged with the Company, at its registered office at least 48 hours before the time of the meeting. A person cannot hold more than 50 proxies. Explanatory Statement in respect of Special Business pursuant to Section 173 of the Companies Act, 2013 is also annexed.
- B. Pursuant to the provision of Section 91 of the Companies Act , 2013 the registered of members and share transfer books of the Company will remain close from Thursday, 20th September, 2018 to Tuesday, 25th September, 2018 (both the days inclusive), for the purpose of annual general meeting.
- C. All documents referred to in the notice and the explanatory statement requiring the approval of the members at the meeting and other statutory register shall be available for inspection by the Members at the registered office of the Company during office hours on all working days between 11.00 a.m. to 1.00 p.m. on all days except Saturdays, Sundays and public holiday, from the date hereof up to the date of the Annual General Meeting.
- D. The Notice of the 29th Annual General Meeting with instruction for e-voting, along with attendance slip and proxy form is being dispatched to the Members by Post (and electronically by e-mail to those Members who have registered their e-mail IDs with the Company /Depositories) whose names appear in the Register of Members/list of beneficial owners as received from National Securities Depository Limited (NSDL)/Central Depository Services (India) Limited (CDSL) on 11th August, 2018. Members may also note that the notice of the 29th AGM and the Annual Report 2018-19 will be available on the Company's website frontlinecorporation.org
- E. As per Section 72 of the Companies Act, 2013, shareholders are entitled to make nomination in respect of shares held by them in physical form. Shareholders desirous of making nomination are requested to send their request in Form SH-13 for nomination and Form SH-14 for cancellation/variation as the case may be to the RTA.
- F. A Map showing the Venue of the Annual General Meeting is enclosed herewith.
- G. Voting through electronic means:** In compliance with provisions of Section 108 of the Companies Act, 2013 and Rule 20 of the Companies (Management and Administration) Rules, 2014, the Company is pleased to provide members facility to exercise their right to vote at the 29thAnnual General Meeting (AGM) by electronic means and the business may be transacted through e-Voting. The Company has signed an Agreement with NSDL for facilitating such e-Voting by the Members. Kindly note that each Member can opt for only one mode for voting i.e. either by Physical Ballot or by E-voting. However, in case members cast their vote both via physical ballot and e-voting, then voting through Physical ballot shall prevail and voting done by e-voting shall be treated as invalid.

The instructions for e-voting are as under:

Voting through electronic means

- I. In compliance with provisions of Section 108 of the Companies Act, 2013, Rule 20 of the Companies (Management and Administration) Rules, 2014 as amended by the Companies (Management and Administration) Amendment Rules, 2015 and Regulation 44 of SEBI (Listing Obligations and Disclosure Requirements), Regulations, 2015, the Company is pleased to provide members facility to exercise their right to vote on resolutions proposed to be considered at the Annual General Meeting (AGM) by

electronic means and the business may be transacted through e-Voting Services. The facility of casting the votes by the members using an electronic voting system from a place other than venue of the AGM ("remote e-voting") will be provided by National Securities Depository Limited (NSDL).

- II. The facility for voting through ballot paper shall be made available at the AGM and the members attending the meeting who have not cast their vote by remote e-voting shall be able to exercise their right at the meeting through ballot paper.
- III. The members who have cast their vote by remote e-voting prior to the AGM may also attend the AGM but shall not be entitled to cast their vote again.
- IV. The remote e-voting period commences on 22nd September, 2018 (9:00 am) and ends on 24th September, 2018 (5:00 pm). During this period members' of the Company, holding shares either in physical form or in dematerialized form, as on the cut-off date of 20th September, 2018, may cast their vote by remote e-voting. The remote e-voting module shall be disabled by NSDL for voting thereafter. Once the vote on a resolution is cast by the member, the member shall not be allowed to change it subsequently.
- V. The process and manner for remote e-voting are as under:
 - A. In case a Member receives an email from NSDL [for members whose email IDs are registered with the Company/Depository Participants(s)] :
 - (i) Open email and open PDF file viz; "remote e-voting.pdf" with your Client ID or Folio No. as password. The said PDF file contains your user ID and password/PIN for remote e-voting. Please note that the password is an initial password. If you are already registered with NSDL for e-Voting then you can use your existing user ID and password.
 - (ii) Launch internet browser by typing the following URL: <https://www.evoting.nsdl.com/>
 - (iii) Click on Shareholder - Login
 - (iv) Put your user ID and password. Click Login.
 - (v) Password change menu appears. Change the password/PIN with new password of your choice with minimum 8 digits/characters or combination thereof. Note new password. It is strongly recommended not to share your password with any other person and take utmost care to keep your password confidential.
 - (vi) Home page of remote e-voting opens. Click on remote e-voting: Active Voting Cycles.
 - (vii) Select "EVEN" of "FRONTLINE CORPORATION LIMITED ".
 - (viii) Now you are ready for remote e-voting as Cast Vote page opens.
 - (ix) Cast your vote by selecting appropriate option and click on "Submit" and also "Confirm" when prompted.
 - (x) Upon confirmation, the message "Vote cast successfully" will be displayed.
 - (xi) Once you have voted on the resolution, you will not be allowed to modify your vote.
 - (xii) Institutional shareholders (i.e. other than individuals, HUF, NRI etc.) are required to

send scanned copy (PDF/JPG Format) of the relevant Board Resolution/ Authority letter etc. together with attested specimen signature of the duly authorized signatory(ies) who are authorized to vote, to the Scrutinizer through e-mail to jalanalkesh@gmail.com with a copy marked to evoting@nsdl.co.in

B. In case a Member receives physical copy of the Notice of AGM [for members whose email IDs are not registered with the Company/Depository Participants(s) or requesting physical copy] :

(i) Initial password is provided as below/at the bottom of the Attendance Slip for the AGM :

EVEN (Remote e-voting Event Number)	USER ID	PASSWORD/PIN
109749		

(ii) Please follow all steps from Sl. No. (ii) to Sl. No. (xii) above, to cast vote.

VI. In case of any queries, you may refer the Frequently Asked Questions (FAQs) for Members and remote e-voting user manual for Members available at the downloads section of www.evoting.nsdl.com or call on toll free no.: 1800-222-990.

VII. If you are already registered with NSDL for remote e-voting then you can use your existing user ID and password/PIN for casting your vote.

NOTE: Shareholders who forgot the User Details/Password can use "Forgot User Details/Password?" or "Physical User Reset Password?" option available on www.evoting.nsdl.com.

In case Shareholders are holding shares in demat mode, USER-ID is the combination of (DPID+ClientID). In case Shareholders are holding shares in physical mode, USER-ID is the combination of (Even No+Folio No).

VIII. You can also update your mobile number and e-mail id in the user profile details of the folio which may be used for sending future communication(s).

IX. The voting rights of members shall be in proportion to their shares of the paid up equity share capital of the Company as on the cut-off date of 20th September, 2018.

X. Any person, who acquires shares of the Company and become member of the Company after dispatch of the notice and holding shares as of the cut-off date i.e. 20th September, 2018, may obtain the login ID and password by sending a request at evoting@nsdl.co.in or Issuer/RTA.

However, if you are already registered with NSDL for remote e-voting then you can use your existing user ID and password for casting your vote. If you forgot your password, you can reset your password by using "Forgot User Details/Password?" or "Physical User Reset Password?" option available on www.evoting.nsdl.com or contact NSDL at the following toll free no.: 1800-222-990.

XI. A member may participate in the AGM even after exercising his right to vote through remote e-voting but shall not be allowed to vote again at the AGM.

XII. A person, whose name is recorded in the register of members or in the register of beneficial owners maintained by the depositories as on the cut-off date only shall be entitled to avail the facility of remote e-voting as well as voting at the AGM through ballot paper.

- XIII. Mr. Alkesh Jalan, Practicing Company Secretary (Membership No. 15677) has been appointed for as the Scrutinizer for providing facility to the members of the Company to scrutinize the voting and remote e-voting process in a fair and transparent manner.
- XIV. The Chairman shall, at the AGM, at the end of discussion on the resolutions on which voting is to be held, allow voting with the assistance of scrutinizer, by use of "remote e-voting" or "Ballot Paper" or "Poling Paper" for all those members who are present at the AGM but have not cast their votes by availing the remote e-voting facility.
- XV. The Scrutinizer shall after the conclusion of voting at the general meeting, will first count the votes cast at the meeting and thereafter unblock the votes cast through remote e-voting in the presence of at least two witnesses not in the employment of the Company and shall make, not later than three days of the conclusion of the AGM, a consolidated scrutinizer's report of the total votes cast in favour or against, if any, to the Chairman or a person authorized by him in writing, who shall countersign the same and declare the result of the voting forthwith.
- XVI. The Results declared alongwith the report of the Scrutinizer shall be placed on the website of the Company www.frontlinecorporation.org and on the website of NSDL immediately after the declaration of result by the Chairman or a person authorized by him in writing. The results shall also be immediately forwarded to the BSE Limited, Mumbai and Calcutta Stock Exchange

You may also contact to Mr. Prem Kumar, Bigshare Services Private Limited, A-802, Samudra Complex Near Klassic Gold Hotel, Girish Cold Drink, Off C G Road, Navrangpura, Ahmedabad Gujarat – 380009 Phone No. -079-40024135, Mob. 9971542155

web: www.bigshareonline.com

- (I) Members are requested to notify the change in the address, if any. In case of shares held in electronic form to the concerned Depository Participant quoting their Client ID and in case of physical shares to the Registrar and Transfer Agent of the Company quoting their Folio Number.

By order of the Board of Directors of
Frontline Corporation Limited

Sd/-

Pawan Kumar Agarwal
Managing Director
DIN : 00060418

Place: Ahmedabad
Date: 17th August, 2018

Explanatory Statement pursuant to Section 173 of the Companies Act, 2013:

Pursuant to the amended Section 185 of the Companies Act, 2013 and rules framed there under from time to time, it empowers the Board of Directors to grant loans or provide guarantee or security for the loans availed or to be availed by the following Bodies Corporate in which the Directors of the Company namely Mr. Pawankumar Agarwal, Mr. Ramprasad Agarwal, Mr. Narayan Prasad Agarwal and Mr. Saurabh Jhunjunwala are interested either directly or indirectly.

- a. Bajrang Refractories Private Limited
- b. Fairdeal Supplies Limited.
- c. Shiv Shakti Steels Private Limited
- d. Falgun Export Private Limited
- e. Prima Financial Services Limited

The details of Shareholding in the above mentioned Bodies Corporate to the extent to which the Directors of the Company are interested is as under :

Shareholding And % Of Total Holding As On 31.3.2018										
Name Of Shareholder	Bajrang Refractories Private Limited		Fairdeal Supplies Limited.		Shiv Shakti Steels Private Limited		Falgun Export Private Limited		Prima Financial Services Limited	
	Shareholding	%	Shareholding	%	Shareholding	%	Shareholding	%	Shareholding	%
Ram Prasad Agarwala	0	0	202806	10.14	0	0	2952	0.14	113100	12.56
Narayan Prasad Agarwala	0	0	64758	3.23	0	0	5427	0.26	138100	15.34
Pawan Kumar Agarwala	0	0	72385	3.62	0	0	69295	3.35	138300	15.36
Rewa Devi Jhunjunwala	0	0	20046	1.00	0	0	24139	1.16	26000	2.89
Mukund Jhunjunwala	0	0	87922	4.39	0	0	24100	1.16	24500	2.72
Bhagwani Devi Agarwala	0	0	100	0.00	0	0	27962	1.35	26100	2.90
Saurabh Jhunjunwala	0	0	103114	5.15	0	0	70883	3.43	27900	3.10
Gaurav Jhunjunwala	0	0	66072	3.30	10,28,000	23.99	94319	4.56	26000	2.89
Renu Devi Jhunjunwala	0	0	170476	8.52	0	0	4879	0.23	26000	2.89
Narayan Prasad Agarwala & Sons (Huf)	0	0	30000	1.50	0	0	88569	4.28	26000	2.89
Hansa Agarwala	0	0	77059	3.86	0	0	24869	1.20	28600	3.18
Ram Prasad Agarwala & Sons (Huf)	0	0	75000	3.75	0	0	74950	3.63	51000	5.66
Ram Prasad Agarwala - Karta Of BNA & Sons (HUF)	0	0	0	0	0	0	137283	6.64	0	0
Fair Deal Supplies Ltd.	0	0	0	0	0	0	602803	29.19	0	0
Shilpi Jhunjunwala	0	0	2500	0.12	0	0	23819	1.15	26000	2.89
Raja Jhunjunwala	0	0	180500	9.02	0	0	67167	3.25	25000	2.78
Lalitadevi Shyamsunder Murarka	0	0	0	0	0	0	0	0	0	0
Shyam Sundar Murarka	0	0	0	0	0	0	0	0	0	0
Jitendra Shyamsunder Murarka	0	0	0	0	0	0	0	0	0	0
Dipak Shyamsunder Murarka	0	0	0	0	0	0	0	0	0	0
Manju Choudhury	0	0	0	0	0	0	0	0	0	0
Bajjnath Agarwal & Sons HUF			160500	8.02					26000	2.89

Bajrang Refractories Private Limited is a Company in which relative of Mr. Pawankumar Agarwal, Mr. Ramprasad Agarwal and Mr. Narayan Prasad Agarwal is a Director.

Fairdeal Supplies Limited is a Company in which Mr. Pawankumar Agarwal, Mr. Ramprasad Agarwal, Mr. Narayan Prasad Agarwal and Mr. Saurabh Jhunjunwala are Directors also

Shiv Shakti Steel Private Limited is a Company in which Mr. Gaurav Jhunjunwala holds 23.99 % of total Capital. Mr. Gaurav Jhunjunwala is the son of Mr. Ramprasad Agarwal. Further he is the brother of Mr. Saurabh Jhunjunwala.

Mr. Pawankumar Agarwal and Mr. Narayan Prasad Agarwal are the uncle of Mr. Gaurav Jhunjunwala.

Falgun Export Private Limited is a Company in which Mr. Pawankumar Agarwal, Mr. Ramprasad Agarwal, Mr. Narayan Prasad Agarwal and Mr. Saurabh Jhunjunwala are Directors also.

Prima Financial Services Limited is a Company in which Mr. Pawankumar Agarwal, Mr. Ramprasad Agarwal and Mr. Narayan Prasad Agarwal are Directors also.

Since Prior approval of the members is required for grant of loans or providing guarantee or providing security for the loans availed or to be availed by the Bodies Corporate in which the Directors of the Company are interested, either directly or indirectly, the proposed Special resolution is put for the approval of the members.

Other Directors of the Company or other Key Managerial Personnel, other than stated above, are not interested.

The maximum amount of loans shall not exceed Rs.100.00 Crores.

The Proposed Special resolution is put for the approval of the members.

By order of the Board of Directors of
Frontline Corporation Limited

Sd/-

Pawan Kumar Agarwal
Managing Director
DIN : 00060418

Place: Ahmedabad
Date: 17th August, 2018

Directors' Report

To
The Members,
Frontline Corporation Limited

Your Directors have pleasure in presenting their 29th Annual report along with Audited Accounts for the year ended on March 31, 2018.

Financial Performance and Appropriations :	(Rs in Lacs) Current Year ended on 31-03-2018	(Rs in Lacs) Current Year ended on 31-03-2017
Revenue from Operations	4425.29	4335.48
Other Income	441.98	967.74
Total Income	4867.28	5303.22
Finance Charges	57.92	523.90
Depreciation	148.67	142.06
Profit /(Loss) before Taxation & Exceptional and Extra Ordinary Items	232.34	82.00
Exceptional Items	0	43.94
Profit / (Loss) before Tax	232.34	125.95
Provision for Taxes – Current	52.50	43.50
Provision for Taxes – Deferred	(12.63)	(39.36)
Income Tax – Earlier Period	0	36.82
Profit /(Loss) for the year from continuing operations	192.48	84.99
Other comprehensive Income (Net of Tax)	(0.47)	(0.35)
Total Comprehensive Income	192.00	84.64
Appropriations		
Opening Balance of Retained Earnings	45.92	(38.71)
Comprehensive Profit/ (Loss) for the year	192.00	84.64
Proposed Dividend	0	0
Balance Carried to Balance-Sheet	237.92	45.92

Notes:

Previous years' figures have been regrouped wherever necessary to bring them in line with the current year's representation of figures.

Reserves and Surplus :

The Opening Balance of Retained Earnings is 45.92 lacs. The Company has transferred the whole of the Comprehensive Income of Rs. 192.00 lacs to Retained Earnings. The Closing Balance of the Retained Earnings stands at Rs. 237.92 lacs.

Dividend :

In order to conserve resources, your Directors do not recommend any dividend for the year.

Review Of Operations:

Total Income has declined from Rs. 5303.22 lacs to Rs. 4867.28 lacs which is approximately decline of 8.2%. The financial charges has reduced from Rs. 523.90 lacs to Rs. 57.92 lacs which is approximately decline of 88.9%. Total Comprehensive Income has increased from Rs. 84.64 lacs to Rs. 192.00 lacs, which is an increase of 126% approximately

Disclosure under Rule 8 (5) of Companies (Accounts) Rules, 2014:

Change in Nature of Company Business:

The Company is engaged in the business of transportation, wind energy, trading of automotive parts and renting of immovable properties. The Company has added Petroleum distribution to its business objects during the year. Other than this there is no change in nature of Company Business.

Details of Directors / Key Managerial Personnel Appointed / Resigned:

No Directors / Key Managerial Personnel were appointed or have resigned during the year under the review.

Details of Holding / Subsidiary Companies / Joint Ventures / Associate Companies:

During the year under review, there was no holding / Subsidiary Company / Joint Ventures / Associate Companies were there.

Deposit:

The Company has not invited any deposit other than the exempted deposit as prescribed under the provision of the Companies Act, 2013 and the rules framed there under, as amended from time to time. Hence there are no particulars to report about the deposit falling under Rule 8 (5) (v) and (vi) of Companies (Accounts) Rules, 2014.

Deposit accepted from Directors

Pursuant to Provisions of Rule 2 (1) (c) (viii) of the Companies (Acceptance of Deposit) Rules, 2014 an amount of Rs. 2.10 lacs outstanding as on 31st March, 2018 from the Directors of the Company in the financial year.

Inter Corporate Deposit

Further an amount of Rs. 49.48 lacs was outstanding towards Inter Corporate Deposit at the end of the financial year.

Details of Significant and Material Orders passed by Regulators or Courts or Tribunals:

During the year under review there were no significant and material orders passed by any Regulators or Court or Tribunals which may have impact on the going concern status. No order has been passed by any Regulators or Court or Tribunals which may have impact on the Company's operation in future.

Internal Financial Controls:

The Company has adequate internal financial controls to support the preparation of the financial statements.

INSURANCE:

The properties of the Company stand adequately insured against risks of fire, strike, riot, earthquake, explosion and malicious damage.

DIRECTOR'S RESPONSIBILITY STATEMENT:

As required under the provisions of Section 134 of the Act, your Directors report that:

- (a) In the preparation of the annual accounts, the applicable accounting standards have been followed along with proper explanation relating to material departures.
- (b) The Directors have selected such accounting policies and applied them consistently and made judgments and estimates that are reasonable and prudent so as to give a true and fair view of the state of affairs of the Company at the end of the financial year and of the Profits of the Company for that period.
- (c) The Directors have taken proper and sufficient care for the maintenance of adequate accounting records in accordance with the provisions of the Act for safeguarding the assets of the Company and for preventing and detecting fraud and other irregularities.
- (d) The Directors have prepared the annual accounts on a going concern basis.
- (e) The Directors have laid down internal financial controls as required by Explanation to Section 134(5) (e) of the Act to be followed by the Company and such internal financial controls are adequate and are operating effectively.
- (f) The Directors have devised proper systems to ensure compliance with the provisions of applicable laws and such systems are adequate and operating effectively.

PARTICULARS OF EMPLOYEES:

There was no employee drawing remuneration requiring disclosure under the Rule 5 (2) of Companies (Appointment and Remuneration of Managerial Personnel) Rules, 2014.

COST AUDIT:

The Company is not required to conduct Cost audit during the year. The Company is not required to file Cost audit report during the year under review.

LISTING:

The Equity Shares of the Company are listed on BSE Limited and Calcutta Stock Exchange. The Company is regular in payment of listing fees. The Company has paid the listing fees for the year 2018 – 2019.

AUDITORS AND AUDITORS REPORT:

The Auditors M/s. Paresh Thothawala & Co. Chartered Accountants, Ahmadabad hold office until the conclusion of the ensuing Annual General Meeting and have expressed their willingness to be reappointed. The Company has received a letter from a member of the Company proposing the name of M/s. Paresh Thothawala & co., Chartered Accountants as Statutory Auditors of the Company. Members of the Company at the 25th Annual General Meeting of the Company have appointed M/s. Paresh Thothawala & co. Chartered Accountants as auditors of the Company upto 30th Annual General Meeting of the Company. In accordance with the provision of Section 139 of the Companies Act, 2013 members are requested to ratify the appointment of the auditors for the balance term to hold office from the conclusion of the 29th Annual General Meeting until the conclusion of the 30th Annual General Meeting, subject to ratification at each annual general meeting on such remuneration as may be fixed by the Board, apart from reimbursement of out of pocket expenses as may be incurred by them for the purpose of audit

The Company has received a certificate from the Auditors to the effect that their appointment if made, would be within the prescribed limits under Section 141(3)(g) of the Companies Act, 2013

The auditors observations and its reply are as under :

Basis for Qualified Opinion

- **Note No. 6 regarding physical possession and selling of Land & Building taken by Punjab and Sind Bank.**

Reply:

The Honourable Calcutta High Court larger Bench has ruled in favor of the Company. However the Bank has preferred an appeal to the Honourable Supreme Court of India. The matter pending before legal forum and hence the same will be dependent on verdict of Court Order.

- **Note No. 6 and 37.8 for Demand Notice issued by UCO Bank and J&K bank by virtue of which some fixed assets details of which are given in detailed note of fixed assets have been symbolically possessed by the bank.**

Reply to above Qualifications : In reply to the above mentioned qualification your Directors state that the attachment of properties by the Bank is a legal process and the Company is taking all legal steps to protect the property. The Properties were given as security for the loan availed by Fairdeal Supplies Limited. Fairdeal Supplies Limited has reached an Settlement agreement with UCO Bank and also with The Jammu and Kashmir Bank Limited. Consequent upon the payment of the settlement amount with Banks, the Company expects to release the property.

- **Reference is invited Note No. 37.8 to the financial statements regarding corporate guarantee given by the company for credit facilities to Fairdeal Supplies Limited, a group company, and non-compliance of Section 295 of the companies Act, 1956.**

Reply:

In reply to the above mentioned qualification of the Independent Auditors' Report the Board of Directors hereby replies that the Company at the time when M/s. Fairdeal Supplies Limited, a Group concern of the Company obtained the loan from the Banks, the financial conditions and other prospects of M/s. Fairdeal Supplies Limited were excellent. The Board of Directors of the Company did not forecast that loan availed by M/s. Fairdeal Supplies Limited will be defaulted. The Bankers of M/s. Fairdeal Supplies Limited have stipulated condition to give the collateral and guarantee for the facilities to be availed by the Fairdeal Supplies Limited.

- The Board of Directors of the Company would further like to state that it has already filed necessary petition before the respective authorities for compounding the matter.
- **Non Provision of Interest of Rs. 5,03,41,942/- on Cash Credit and Packing Credit facilities availed from Punjab & Sindh Bank for current year as account declared as NPA(Non Performing Assets).**

Reply:

The interest provision on loan of Punjab and Sindh Bank has not been accounted due to legal dispute. The Honourable Calcutta High Court larger Bench has ruled in favor of the Company. However the Bank has preferred an appeal to the Honourable Supreme Court of India. The matter pending before legal forum and hence the same is not accounted for.

- **Reference is invited Note No. 17 to the financial statements, according to which an amount of Rs. Rs. 5,36,44,817/- (Previous year Rs. Rs. 5,96,57,498/-) is outstanding which has been given to M/s. Gateway Commodities (P) Ltd. as loans. The management has explained that such loans have been given in the normal course of business. As per information made available to us and explanation given Rs. 60,12,681/- (previous year Rs. 53,99,081) have been recovered / adjusted during the current financial year. The management, based on internal assessments and evaluations, have represented that the balance outstanding advances are still recoverable/ adjustable and that no accrual for diminution of advances is necessary as at balance sheet date. The management has further represented that as significant amounts have been recovered/adjusted during the previous and current financial year and since constructive and sincere efforts are being put in for recovery of**

the said advances, they are confident of appropriately adjusting / recovering significant portions of the remaining outstanding balance of such amounts in the foreseeable future. However, we are unable to ascertain whether all the remaining outstanding advances, as above, are fully recoverable / adjustable since the outstanding balances as at balance sheet date are outstanding for a long period of time, and further that, neither the amount recovered nor interest provided on such long outstanding amounts in the current year, consequently, we are unable to ascertain whether all of the remaining balances as at balance sheet date are fully recoverable. Accordingly, we are unable to ascertain the impact, if any, that may arise in case any of these remaining advances are subsequently determined to be doubtful of recovery.

Reply to the above mentioned qualification : The Company is in the process of making recovery of trade receivables and loans and advances. The Company is exploring all legal options for the same. It could be seen from the qualification itself that there is a reduction in the outstanding amount.

CONSERVATION OF ENERGY, TECHNOLOGY ABSORPTION AND FOREIGN EXCHANGE EARNINGS AND OUTGO:

The details in respect of the conservation of energy, technology absorption and foreign exchange earnings and outgo are more detailed in the Annexure I to the Directors Report.

CORPORATE GOVERNANCE:

Pursuant to SEBI (Listing Obligations and Disclosure Requirements) Regulations, 2015 Management Discussion & Analysis, Corporate Governance Report and Auditor's Certificate regarding compliance to conditions of corporate governance are made part of this Annual Report. The Management Discussion and Analysis which is attached herewith and forms part of the report and which is attached as Annexure VII and the Corporate Governance Report which is attached herewith and forms part of the report and which is attached as Annexure VIII.

Related Party Transactions

All related party transactions that were entered into during the year under report were on an arm's length basis and in the ordinary course of business. There are no materially significant related party transactions made by the Company during the year. Related Party Transactions Policy is available on the website of the Company at www.frontlinecorporation.org. The details of transactions with the related party is provided in . No advance is / was paid for entering into related party transactions. The prices paid to the related party transactions are based on the ruling market rate at the relevant point of time. The requisite details in form AOC – 2 is attached herewith as **Annexure - II** which forms part of the Directors Report

Particulars of Loans / Guarantees / Investment:

The details of the loans provided are mentioned in note no. 13 and 18 of the Balance Sheet. Members are requested to refer the same. Further with respect to loans / investment to and from the related parties are more detailed in note no. 33 of the Balance Sheet.

The Company has provided its Security and also provided its Corporate Guarantee for the loan availed by M/s. Fairdeal Supplies Limited for Rs. 318 Crores. The Security / Corporate Guarantee was provided under the erstwhile Companies Act, 1956 which is continuing till date.

Code for Prevention of Insider Trading Practices

The Company has instituted a comprehensive code of conduct in compliance with the SEBI regulations on prevention of insider trading. The code lays down guidelines, which advise on procedures to be followed and disclosures to be made, while dealing in shares of the Company and cautions on the consequences of non-compliances. The Code is also available on the website of the Company i.e. www.frontlinecorporation.org

Risk Management Policy

The Company has a structured risk management policy. The Risk management process is designed to safeguard the organisation from various risks through adequate and timely actions. It is designed to anticipate, evaluate and mitigate risks in order to minimize its impact on the business. The potential risks are inventoried and integrated with the management process such that they receive the necessary consideration during decision making. It is dealt with in greater details in the management discussion and analysis section. The Risk Management Policy is also available on the Company's website at www.frontlinecorporation.org

Declaration by Independent Directors:

The following Directors are independent in terms of Section 149(6) of the Act and SEBI (Listing Obligations and Disclosure Requirements) Regulations, 2015 :

- (A) Shri Virendra Sharma
- (B) Shri Jiwraj Khaitan
- (C) Shri Sital Kumar Banerjee
- (D) Mrs. Aarefa Kutub Kapasi

The Company has received requisite declarations/ confirmations from all the above Directors confirming their independence.

Extract of the Annual Return

Pursuant to provision of Section 92 and 134 and other applicable provision of the Companies Act, 2013 and of Rule 12 (1) of Companies (Management and Administration) Rules, 2014 the extract of the annual return in form MGT 9 for the Financial Year ended on 31st March, 2018 is annexed as Annexure III to this Report.

Number of Board Meetings

During the year the Board of Directors met 10 times (including adjourned meeting held on 30.5.2017). The dates of the Board meetings are as under :

01.04.2017, 15.05.2017, 30.05.2017, 31.05.2017, 03.07.2017, 10.07.2017, 11.08.2017, 13.11.2017, 19.12.2017 and 14.02.2018

Corporate Social Responsibility:

The Company is not covered under the criteria of the provision of Section 135 of the Companies Act, 2013 read with the Companies (Corporate Social Responsibility Policy) Rules, 2014, and therefore it is not mandatory for the Company to have the Corporate Social Responsibility.

Disclosure under the Sexual Harassment of Women at Workplace (Prevention, Prohibition and Redressal) Act, 2013

The Company has in place an Anti-harassment policy in line with the requirements of the Sexual Harassment of Women at Workplace (Prevention, Prohibition and Redressal) Act, 2013. Internal Complaint Committee are set up at shop floor level to redress complaints received regularly and are monitored by women line supervisors who directly report to the Chairman. All employees (permanent, contractual, temporary, trainees) are covered under the policy. There was no complaint received from any employee during the financial year 2017-18 and hence no complaint is outstanding as on 31.03.2018 for redressal.

The Company has constituted an internal complaint committee pursuant to Sexual Harassment of Women at Workplace (Prevention, Prohibition and Redressal) Act, 2013.

SECRETARIAL STANDARDS:

The Company has complied with the mandatory Secretarial Standards issued pursuant to Section 110 of the Companies Act, 2013.

SECRETARIALAUDIT REPORT:

Pursuant to Section 204 of the Act, the Secretarial Audit Report for the Financial Year ended 31st March, 2018 given by M/s. Jalan Alkesh & Associates, Practising Company Secretary is annexed as Annexure IV to this Report.

The Qualifications made by the Secretarial Auditor and its reply is as under :

- a) Delayed filing of certain forms with the Ministry of Corporate Affairs required under the Companies Act, 2013. However for late filing of forms the Company has paid additional fees.

Reply : The Company will take the necessary steps to ensure the due compliance of the law in time so that the Company do not have to pay additional fees for the same.

- b) The Company has given Security / Guarantee to the Bankers for the loans obtained by M/s. Fairdeal Supplies Limited in violation of erstwhile Companies Act, 1956 which is still continuing.

Reply : The same is given in the auditors and auditors report herein above.

- c) Further with respect to the advances to M/s. Gateway Commodities Pvt. Ltd. we request the members to refer the Balance Sheet and the Statutory Auditors Report remarks. The advances to M/s. Gateway Commodities Private Limited were given under the erstwhile Companies Act, 1956.

Reply : The same is given in the auditors and auditors report herein above.

- d) The quarter and year end results were required to be submitted to the exchange latest by 30th May, 2017. As per the intimation given by the Company to BSE the results were to be declared has scheduled the Board meeting on 30th March, 2017. However the Board meeting could not be held on 30th May, 2017 due to quorum and therefore the same was held on 31st May, 2017. The BSE has imposed penalty for the same.

Reply: The Company will take necessary steps to ensure that the listing compliances are done in time. Further the Company has replied to the exchange.

- e) The quarter and year end results for the year ended on 31st March, 2018 was required to be submitted to the exchange latest by 30th May, 2018. However there was delay in submission of financial results to the exchange.

Reply : The year end results were delayed as due to implementation of the Indian Accounting Standard and consequently this being the 1st year the Company will take adequate steps in advance for the compliance of the same.

ANNUAL PERFORMANCE EVALUATION:

In compliance with the provisions of the Act and SEBI (Listing Obligations and Disclosure Requirements) Regulations, 2015 the performance evaluation was carried out as under:

Board:

In accordance with the criteria suggested by The Nomination and Remuneration Committee, the Board of Directors evaluated the performance of the Board, having regard to various criteria such as Board composition, Board processes, Board dynamics etc. The Independent Directors, at their separate meetings, also evaluated the performance of the Board as a whole based on various criteria. The Board and the Independent Directors were of the unanimous view that performance of the Board of Directors as a whole was satisfactory.

Committees of the Board:

The performance of the Audit Committee, the Nomination and Remuneration Committee and the Stakeholders Relationship Committee was evaluated by the Board having regard to various criteria such as committee composition, committee, processes, committee dynamics etc. The Board was of the unanimous view that all the committees were performing their functions satisfactorily and according to the mandate prescribed by the Board under the regulatory requirements including the provisions of the Act, the Rules framed thereunder and SEBI (Listing Obligations and Disclosure Requirements) Regulations, 2015.

Individual Directors:

- (a) **Independent Directors:** In accordance with the criteria suggested by The Nomination and Remuneration Committee, the performance of each independent director was evaluated by the entire Board of Directors (excluding the director being evaluated) on various parameters like engagement, leadership, analysis, decision making, communication, governance and interest of stakeholders. The Board was of the unanimous view that each independent director was a reputed professional and brought his/her rich experience to the deliberations of the Board. The Board also appreciated the contribution made by all the independent directors in guiding the management in achieving higher growth and concluded that continuance of each independent director on the Board will be in the interest of the Company.
- (b) **Non-Independent Directors:** The performance of each of the non-independent directors (including the chair person) was evaluated by the Independent Directors at their separate meeting. Further, their performance was also evaluated by the Board of Directors. The various criteria considered for the purpose of evaluation included leadership, engagement, transparency, analysis, decision making, functional knowledge, governance and interest of stakeholders. The Independent Directors and the Board were of the unanimous view that each of the non-independent directors was providing good business and people leadership

POLICY ON DIRECTORS APPOINTMENT AND REMUNERATION

The requisite details as required by Section 134(3) (e), Section 178(3) & (4) and SEBI (Listing Obligations and Disclosure Requirements) Regulations, 2015 is attached herewith and forms part of the Directors Report. The details of the remuneration policy of the Company as required in terms of the SEBI (Listing Obligations and Disclosure Requirements) Regulations 2015 is provided in Annexure V to the Report.

The details in respect Disclosure under Section 197(12) and Rule 5(1) of the Companies (Appointment and Remuneration of Managerial Personnel) Rules, 2014 are provided in Annexure VI of the Report.

MATERIAL CHANGES AND COMMITMENTS:

There are no material changes and commitments, if any, affecting the financial position of the Company subsequent to the date of the Balance sheet and up to the date of the report.

APPRECIATION:

Your Directors acknowledge the continued support and cooperation received from the Central Government, State Government, Shareholders, Banks and other Lenders, suppliers and Dealers, Employees and Other Stake holders.

The Board also wishes to record its sincere appreciation of the total commitment, dedication and hard work, put the every member of Company.

**By order of the Board of Directors of
Frontline Corporation Limited**

Place : Ahmedabad
Date : 17th August, 2018

Sd/-
Narayan Prasad Agarwal
Director
DIN : 00060384

Sd/-
Pawan K umar Agarwal
Managing Director
DIN : 00060418

ANNEXURE I

TO THE DIRECTORS' REPORT

Information as required under Section 134 (m) read with Rule 8 of Companies (Accounts) Rules, 2014

A. Conservation of Energy :

Power & Fuel Consumption :	Current Year	Previous Year
Electricity:	2017-18	2016-17
i) Purchased:		
(a) Units		
(b) Amount(' in Lacs)	NIL	NIL
(c) Units/per litre of Diesel Oil	NIL	NIL
(d) Cost per unit (')	NIL	NIL
ii) Own Generation:		
(a) Units	NIL	NIL
(b) Amount (' in Lacs)	NIL	NIL
(c) Units/per litre of Diesel Oil	NIL	NIL
(d) Cost per unit (')	NIL	NIL
iii) Gas Consumption	NIL	NIL

Wind Mill Generation :

During the year under review, the Company has generated 3264948 units (Previous Year : 3538136) through wind mill through which it has generated net revenue of Rs. 162.98 Lacs/- (Previous Year : 174.70 Lacs.)

Energy Conservation measures taken:

There is no manufacturing activity in the Company. However to the best possible the Company is making effort to conserve the consumption of energy by minimizing the wastage of electricity.

Additional Investments and proposals being implemented for reduction of consumption of Energy:

Nil.

Impact of above measures:

More efficient utilization of power and reduction in energy consumption.

Total energy consumption and energy consumption per unit of production:

Not Applicable or the particulars are nil.

B. Research & Development:

The Company has no specific Research & Development Department. Further the Company is not engaged in the manufacturing activity and hence the particulars of research and development are either nil or not applicable.

C. Foreign Exchange Earnings and Expenditure:

Activities relating to export, initiative taken to increase exports development of new export markets for products and services, and export plans : Not Applicable or the particulars are nil.

Total foreign exchange used and earned: Nil (Previous Year : Nil)

Foreign Exchange Exposures not hedged at the close of the year : Nil (Previous Year : Nil)

However there is an financial asset of US \$ 300 at the end of the Current year and Previous financial year.

Annexure II

FORM NO. AOC 2

(Pursuant to clause (h) of sub-section (3) of section 134 of the Act and Rule 8(2) of the Companies (Accounts) Rules, 2014.

Form for Disclosure of particulars of contracts/arrangements entered into by the company with related parties referred to in sub section (1) of section 188 of the Companies Act, 2013 including certain arm's length transaction under third proviso thereto.

1. Details of contracts or arrangements or transactions not at Arm's length basis.

SL. No.	Particulars	Details of transactions
a)	Name (s) of the related party & nature of relationship	No transactions / contracts were entered which were not at arm's length.
b)	Nature of contracts/arrangements/transaction	
c)	Duration of the contracts/arrangements/transaction	
d)	Salient terms of the contracts or arrangements or transaction including the value, if any	
e)	Justification for entering into such contracts or arrangements or transactions'	
f)	Date(s) of approval by the Board	
g)	Amount paid as advances, if any :	
h)	Date on which the special resolution was passed in General meeting as required under first proviso to section 188	

2. Details of material contracts or arrangements or transactions at Arm's length basis.

SL. No.	Particulars	Details of transactions												
a)	Name (s) of the related party & nature of relation ship	<p>The Company has entered into transaction with M/s. Fairdeal (a partnership firm) and M/s. Scientific Weigh Bridge and Auto Parts (a partnership firm) [The % of Profit and Loss Sharing ratio of the Partners in M/s. Fairdeal is 1) Ramprasad Agarwal - 34%, 2) Narayan Prasad Agarwal - 33%, 3) Mr. Pawankumar Agarwal - 17% and 4) Mrs. Hansaben Pawankumar Agarwal 16%.</p> <p>The % of Profit and Loss Sharing ratio of the Partners in . M/s. Scientific Weigh Bridge and Auto Parts is 1) Ms. Renudevi Jhunhunwala, wife of Director Mr. Ramprasad Agarwal - 32%, 2) Rewadevi Jhunhunwala, wife of Director Mr. Narayan Prasad Agarwal - 32% and 3) Hansaben Pawankumar Agarwal, wife of Director, Mr. Pawankumar Agarwal - 31% and 4) Mr. Pawankumar Agarwal - 5%.</p> <p>The Company also entered into rental agreements with M/s. Fairdeal Supplies Limited, Ramprasad Agrawal, Narayan Prasad Agrawal, Pawankumar Agrawal and Baijnath and Sons, HUF.</p> <p>In respect of the above entities Mr. Pawankumar Agarwal, Mr. Narayan Prasad Agarwal, Mr. Ramprasad Agarwal and Mr. Saurabh Jhunhunwala is / are interested directly and indirectly.</p> <p>The Company has also entered into transaction of sale of assets and also for Sale of Services with Shiv Shakti Steels Private Limited. Shiv Shakti Steel Private Limited, a Company in which Directors of the Company namely Mr. Ramprasad Agarwal and Saurabh Jhunhunwala are interested directly, or through his relatives.</p> <p>The details of Shares held by the Directors and their relatives in Shiv Shakti Steel Private Limited as at 31st March, 2018:</p> <table border="1" style="width: 100%; border-collapse: collapse;"> <thead> <tr> <th style="text-align: center;">Sr. No.</th> <th style="text-align: center;">Name of Shareholder</th> <th style="text-align: center;">Number of Equity Shares held</th> <th style="text-align: center;">% of total Paid up Capital</th> </tr> </thead> <tbody> <tr> <td style="text-align: center;">1</td> <td style="text-align: center;">Gaurav Jhunhunwala</td> <td style="text-align: center;">10,28,000</td> <td style="text-align: center;">23.99</td> </tr> <tr> <td colspan="2" style="text-align: center;">Total</td> <td style="text-align: center;">10,28,000</td> <td style="text-align: center;">23.99</td> </tr> </tbody> </table>	Sr. No.	Name of Shareholder	Number of Equity Shares held	% of total Paid up Capital	1	Gaurav Jhunhunwala	10,28,000	23.99	Total		10,28,000	23.99
Sr. No.	Name of Shareholder	Number of Equity Shares held	% of total Paid up Capital											
1	Gaurav Jhunhunwala	10,28,000	23.99											
Total		10,28,000	23.99											
b)	Nature of contracts / arrangements / transaction	<p>The Company has entered into transaction of sale of goods with M/s. Fairdeal (a partnership firm) and M/ s. Scientific Weigh Bridge and Auto Parts (a partnership firm).</p> <p>The Company also took property on rent / lease from M/s. Fairdeal Supplies Limited, Ramprasad Agrawal, Narayan Prasad Agrawal, Pawankumar Agrawal and Baijnath and Sons, HUF.</p> <p>The Company also gave its property on rent / lease to and from M/s. Fairdeal Supplies Limited.</p> <p>The Company has entered into transaction for sale of services and also for sale of assets with Shiv Shakti Steel Private Limited.</p>												

c)	Duration of the contracts/arrangements /transaction	Normally the lease / rent agreement is for the period of 11 months and 29 days and on its expiry the same is renewed from time to time.
d)	Salient terms of the contracts or arrangements or transaction including the value, if any :	To supply / purchase the goods / fixed assets required on need basis at arm's length. In respect of rental, the same is determined as per the rental agreement. The price is determined as per the prevailing market rate. The value of transactions with related parties is provided in the notes to the accounts. Members are requested to refer the same.
e)	Date of approval by the Board, if any :	Not Applicable
f)	Amount paid as advances, if any :	Nil

Annexure III
Form No. MGT-9

EXTRACT OF ANNUAL RETURN AS ON THE FINANCIAL YEAR ENDED ON 31.03.2018

*[Pursuant to section 92(3) of the Companies Act, 2013 and rule 12(1) of the
Companies (Management and Administration) Rules, 2014]*

I. REGISTRATION AND OTHER DETAILS:

i.	CIN	L63090WB1989PLC099645
ii.	RegistrationDate	04/12/1989
iii.	Name of the Company	FRONTLINE CORPORATION LIMITED
iv.	Category/Sub-Category of the Company	Company Limited by Shares/Non-Govt. Indian Company
v.	Address of the Registered office and contact details	4, B.B.D. BAG (EAST), STEPHEN HOUSE, ROOM NO - 5, 1ST FLOOR, KOLKATA. West Bengal-700001 Tel: 033- 22301153 Email : frontlinecorplimited@gmail.com
vi.	Whether listed Company	Yes
vii.	Name, Address and Contact details of Registrar and Transfer Agent, if any	Bigshare Services Private Limited, A- 802 Samudra complex , Near Klassic Gold Hotel, Girish Cold Drink off C G Road, Ahmedabad-380009. bssahd@bigshareonline.com

II. PRINCIPAL BUSINESS ACTIVITIES OF THE COMPANY

All the business activities contributing 10% or more of the total turnover of the company shall be stated:-

Sr. No.	Name and Description of main products/ services	NIC Code of the Product/ service	% to total turnover of the company
1	Transportation	60	38.20%
2	Trading in Automotive Parts	51	55.61%

III. PARTICULARS OF HOLDING, SUBSIDIARY AND ASSOCIATE COMPANIES

Sr. No.	Name and Address of The Company	CIN/GLN	Holding/ Subsidiary/ Associate	%of shares held	Applicable Section
NIL					

IV. SHARE HOLDING PATTERN (Equity Share Capital Breakup as percentage of Total Equity)

i. Category-wise Shareholding

Category of Shareholders	No. of Shares held at the beginning of the year (01.04.2017)				No. of Shares held at the end of the year (31.03.2018)				% Change during The year
	Demat	Physical	Total	% of Total Shares	Demat	Physical	Total	% of Total Shares	
A. Promoters									
1) Indian									
a) Individual/ HUF	1959454		1959454	39.19	2184368	-	2184368	43.69	4.5
b) Central Govt.	-	-	-	-	-	-	-	-	-
c) State Govt.(s)	-	-	-	-	-	-	-	-	-
d) Bodies Corp	197200	-	197200	3.94	197200	-	197200	3.94	0
e) Banks / FI									
f) Any Other									
Sub-total(A)(1):-	2156654		2156654	43.13	2381568		2381568	47.63	4.5
2) Foreign	-	-	-	-	-	-	-	-	-
g) NRIs-Individuals	-	-	-	-	-	-	-	-	-
h) Other-Individuals	-	-	-	-	-	-	-	-	-
i) Bodies Corp.	-	-	-	-	-	-	-	-	-
j) Banks / FI	-	-	-	-	-	-	-	-	-
k) Any Other....	-	-	-	-	-	-	-	-	-
Sub-total(A)(2):-	2156654		2156654	43.13	2381568		2381568	47.63	4.5
B. Public Shareholding									
1. Institutions									
a) Mutual Funds	-	-	-	-	-	-	-	-	-
b) Banks / FI	-	-	-	-	-	-	-	-	-
c) Central Govt	-	-	-	-	-	-	-	-	-
d) State Govt(s)	-	-	-	-	-	-	-	-	-
e) Venture Capital Funds	-	-	-	-	-	-	-	-	-
f) Insurance Companies	-	-	-	-	-	-	-	-	-
g) FIs	-	-	-	-	-	-	-	-	-
h) Foreign Venture Capital Funds	-	-	-	-	-	-	-	-	-
i) Others (specify)	-	-	-	-	-	-	-	-	-
Sub-total(B)(1)	-	-	-	-	-	-	-	-	-
2. Non Institutions									
a) Bodies Corp.	786200	22100	808300	16.17	1064918	22100	1087018	21.74	5.57
(i) Indian									
(ii) Overseas									
b) Individuals									
(i) Individual shareholders holding nominal share capital upto Rs. 2 lakh	300240	399800	700040	14.00	300941	394800	695741	13.91	-0.09
(ii) Individual shareholders holding nominal share capital in excess of Rs 2 lakh	870411	463222	1333633	26.6	366911	463222	830133	16.60	-10.07

Category of Shareholders	No. of Shares held at the beginning of the year (01.4.2017)				No. of Shares held at the end of the year (31.03.2018)				% Change during the year
	Demat	Physical	Total	% of Total Shares	Demat	Physical	Total	% of Total Shares	
c) Others(Specify Clearing Members and NRI's)	1373	-	1373	0.03	5540	-	5540	0.11	0.08
Sub-total(B)(2)	1958224	885122	2843346	56.86	1738310	880122	2618432	52.37	0
Total Public Shareholding (B)=(B)(1)+ (B)(2)	1958224	885122	2843346	56.86	1738310	880122	2618432	52.37	0
C. Shares held by Custodian for GDRs & ADRs	-	-	-	-	-	-	-	-	-
Grand Total (A+B+C)	4114878	885122	5000000	100.00	4119878	880122	5000000	100.00	-

ii. Shareholding of Promoters

Sr. No.	Shareholder's Name	Shareholding at the beginning of the year			Shareholding at the end of the year			% change in share holding during the year
		No. of Shares	% of total Share of the Company	% of Shares Pledged/ encumbered to total shares	No. of Shares	% of total Share of the Company	% of Shares Pledged/ encumbered to total shares	
1.	Ram Prasad Agarwala	388722	7.77	-	388722	7.77	-	-
2.	Pawan Kumar Agarwal	250266	5.01	-	250266	5.01	-	-
3.	Ram Prasad Agarwala, HUF	234900	4.70	-	234900	4.70	-	-
4.	Gaurav Jhunjhunwala	194040	3.88	-	194040	3.88	-	-
5.	Hansa Agarwal	171000	3.42	-	171000	3.42	-	-
6.	Falgun Export Private Limited	161900	3.24	-	161900	3.24	-	-
7.	Narayan Prasad Agarwala	145800	2.92	-	145800	2.92	-	-
8.	Bhagwani Devi Agarwala	138900	2.78	-	138900	2.78	-	-
9.	Manju Choudhury	124900	2.50	-	124900	2.50	-	-
10.	Saurabh Jhunjhunwala	105440	2.11	-	105440	2.11	-	-
11.	Renu Devi Jhunjhunwala	91500	1.83	-	91500	1.83	-	-
12.	Narayan Prasad Agarwala, HUF	38900	0.78	-	38900	0.78	-	-
13.	Prima Financial Services Limited	35300	0.71	-	35300	0.71	-	-
14.	Rewa Devi Jhunjhunwala	26486	0.52	-	251400	5.03	-	4.51
15.	Mukund Jhunjhunwala	23800	0.48	-	23800	0.48	-	-
16.	Lalitadevi Shyamsunder Murarka	18700	0.37	-	18700	0.37	-	-
17.	Shilpi Jhunjhunwala	5100	0.10	-	5100	0.10	-	-
18.	Raja Jhunjhunwala	1000	0.02	-	1000	0.02	-	-
	Total	2156654	43.13	-	2381568	47.6314	-	4.51

iii. Change in Promoters Shareholding (please specify, if there is no change)

Sr. No.		Shareholding at the beginning of the year (01.04.2017)		Cumulative Shareholding during the year (31.03.2018)	
		No. of shares	% of total shares of the company	No. of shares	% of total shares of the company
1	Narayan Prasad Agarwala, HUF				
	At the beginning of the year	38900	0.78		
	Date wise Increase / Decrease in Promoters Shareholding during the year specifying the reasons for increase / decrease (e.g. allotment / transfer / bonus/ sweat equity etc):	0	0		
	At the End of the year			38900	0.78
2	Rewa Devi Jhunjhunwala				
	At the beginning of the year	26486	0.52		
	Date wise Increase / Decrease in Promoters Shareholding during the year specifying the reasons for increase / decrease (e.g. allotment / transfer / bonus/ sweat equity etc): Transfer 18.1.2017	224914	4.51		
	At the End of the year			251400	5.0280
3	Ram Prasad Agarwala				
	At the beginning of the year	388722	7.77		
	Date wise Increase / Decrease in Promoters Shareholding during the year specifying the reasons for increase / decrease (e.g. allotment / transfer / bonus/ sweat equity etc):	0	0		
	At the End of the year			388722	7.77
4	Ram Prasad Agarwala, HUF				
	At the beginning of the year	234900	4.70		
	Date wise Increase / Decrease in Promoters Shareholding during the year specifying the reasons for increase / decrease (e.g. allotment / transfer / bonus/ sweat equity etc):	0	0		
	At the End of the year			234900	4.70
5	Gaurav Jhunjhunwala				
	At the beginning of the year	194040	3.88		
	Date wise Increase / Decrease in Promoters Shareholding during the year specifying the reasons for increase / decrease (e.g. allotment / transfer / bonus/ sweat equity etc):	0	0		
	At the End of the year			194040	3.88

Sr. No.		Shareholding at the beginning of the year (01.04.2017)		Cumulative Shareholding during the year (31.03.2018)	
		No. of shares	% of total shares of the company	No. of shares	% of total shares of the company
6	Hansa Agarwal				
	At the beginning of the year	171000	3.42		
	Date wise Increase / Decrease in Promoters Shareholding during the year specifying the reasons for increase / decrease (e.g. allotment / transfer / bonus/ sweat equity etc):	0	0		
	At the End of the year			171000	3.42
7	Falgun Export Private Limited				
	At the beginning of the year	161900	3.24		
	Date wise Increase / Decrease in Promoters Shareholding during the year specifying the reasons for increase / decrease (e.g. allotment / transfer / bonus/ sweat equity etc):	0	0		
	At the End of the year			161900	3.24
8	Narayan Prasad Agarwala				
	At the beginning of the year	145800	2.92		
	Date wise Increase / Decrease in Promoters Shareholding during the year specifying the reasons for increase / decrease (e.g. allotment / transfer / bonus/ sweat equity etc):	0	0		
	At the End of the year			145800	2.92
9	Bhagwani Devi Agarwala				
	At the beginning of the year	138900	2.78		
	Date wise Increase / Decrease in Promoters Shareholding during the year specifying the reasons for increase / decrease (e.g. allotment / transfer / bonus/ sweat equity etc):	0	0		
	At the End of the year			138900	2.78
10	Mr. Pawan Kumar Agarwal				
	At the beginning of the year	250266	5.00		
	Date wise Increase / Decrease in Promoters Shareholding during the year specifying the reasons for increase / decrease (e.g. allotment / transfer / bonus/ sweat equity etc):	0	0		
	At the End of the year			250266	5.00

Sr. No.		Shareholding at the beginning of the year (01.04.2017)		Cumulative Shareholding during the year (31.03.2018)	
		No. of shares	% of total shares of the company	No. of shares	% of total shares of the company
11	Manju Choudhury				
	At the beginning of the year	124900	2.50		
	Date wise Increase / Decrease in Promoters Shareholding during the year specifying the reasons for increase / decrease (e.g. allotment / transfer / bonus/ sweat equity etc):	0	0		
	At the End of the year			124900	2.50
12	Saurabh Jhunjhunwala				
	At the beginning of the year	105440	2.11		
	Date wise Increase / Decrease in Promoters Shareholding during the year specifying the reasons for increase / decrease (e.g. allotment / transfer / bonus/ sweat equity etc):	0	0		
	At the End of the year			105440	2.11
13	Renu Devi Jhunjhunwala				
	At the beginning of the year	91500	1.83		
	Date wise Increase / Decrease in Promoters Shareholding during the year specifying the reasons for increase / decrease (e.g. allotment / transfer / bonus/ sweat equity etc):	0	0		
	At the End of the year			91500	1.83
14	Prima Financial Services Limited				
	At the beginning of the year	35300	0.71		
	Date wise Increase / Decrease in Promoters Shareholding during the year specifying the reasons for increase / decrease (e.g. allotment / transfer / bonus/ sweat equity etc):	0	0		
	At the End of the year			35300	0.71
15	Mukund Jhunjhunwala				
	At the beginning of the year	23800	0.48		
	Date wise Increase / Decrease in Promoters Shareholding during the year specifying the reasons for increase / decrease (e.g. allotment / transfer / bonus/ sweat equity etc):	0	0		
	At the End of the year			23800	0.48

Sr. No.		Shareholding at the beginning of the year (01.04.2017)		Cumulative Shareholding during the year (31.03.2018)	
		No. of shares	% of total shares of the company	No. of shares	% of total shares of the company
16	Lalitadevi Shyamsunder				
	At the beginning of the year	18700	0.37		
	Date wise Increase / Decrease in Promoters Shareholding during the year specifying the reasons for increase / decrease (e.g. allotment / transfer / bonus/ sweat equity etc):	0	0		
	At the End of the year			18700	0.37
17	Shilpi Jhunjunwala				
	At the beginning of the year	5100	0.10		
	Date wise Increase / Decrease in Promoters Shareholding during the year specifying the reasons for increase / decrease (e.g. allotment / transfer / bonus/ sweat equity etc):	0	0		
	At the End of the year			5100	0.10
18	Raja Jhunjunwala				
	At the beginning of the year	1000	0.02		
	Date wise Increase / Decrease in Promoters Shareholding during the year specifying the reasons for increase/ decrease (e.g. allotment / transfer / bonus/ sweat equity etc):	0	0		
	At the End of the year			1000	0.02

(iv) Shareholding pattern of top ten shareholders (other than Directors, Promoters)

Sr. No.		Shareholding at the beginning of the year (01.04.2017)		Shareholding at the end of the year (31.03.2018)	
		No. of shares	% of total share of the company	No. of shares	% of total share of the company
	For Each of the Top 10 Shareholders				
1	HOTEL JAGAM PRIVATE LIMITED	0	0	312381	6.25
2	INDRALOK HOTELS PRIVATE LIMITED	0	0	312381	6.25
3	MUKUND BANSAL .	0	0	274895	5.50
4	MUDHRA FINE BLANC PRIVATE LIMITED	0	0	224914	4.50
5	RADHIKA CHOUDHARY	199920	4.00	199920	4.00
6	BEARDELL LIMITED			187429	3.75
7	JAGRITI CHOUDHARY	138302	2.77	138302	2.77
8	SHIVAM CHOUDHARY	125000	2.50	125000	2.50
9	PURBI SHRIDHAR	62016	1.24	62016	1.24
10	Deepak Kapoor	30000	0.600	30000	0.600

(v) Shareholding of Directors and Key Managerial personnel (other than Promoters) :

Sr. No.	For Each of the Directors & KMP	Shareholding at the beginning of the year		Shareholding at the end of the year	
		No. of shares	% of total shares of the Company	No. of shares	% of total shares of the company
1	Mr. Ram Prasad Agarwal (Director)	388722	7.77	388722	7.77
2	Mr. Narayan Prasad Agarwal (Director)	145800	2.92	145800	2.92
3	Mr. Pawan Kumar Agarwal (Managing Director)	250266	5.00	250266	5.00
4	Mr. Saurabh Jhunjhunwala (Director)	105440	2.11	105440	2.11
5	Mr. Sital Kumar Banerjee	0	0	0	0
6	Mr. Jiwraj Khaitan	0	0	0	0
7	Mr. Virendra Sharma	0	0	0	0
8	Mrs. Aarefa Kutub Kapasi	0	0	0	0
9	Mr. Roshanlal Shaklani (Chief Financial Officer)	0	0	0	0
10	Mr. Suresh Verma (Company Secretary)	0	0	0	0

V. INDEBTEDNESS

Indebtedness of the Company including interest outstanding/accrued but not due for payment

Particulars	Secured Loans excluding deposits (In Rs.)	Unsecured Loans (In Rs.)	Deposits (In Rs.)	Total Indebtedness (In Rs.)
Indebtedness at the beginning of the financial year				
i) Principal Amount	500943597	5525775	0	506469372
ii) Interest due but not paid	0	0	0	0
iii) Interest accrued but not due	10636	0	0	10636
Total (i+ii+iii)	500954233	5525775	0	506480008
Change in Indebtedness during the financial year				
- Addition	34828170	0	0	34828170
- Reduction	0	367497	0	-367497
Net Change	34828170	-367497	0	34460673
Indebtedness at the close of the financial year				
i) Principal Amount	535782403	5158278	0	540940681
ii) Interest due but not paid	0	0	0	0
iii) Interest accrued but not due	0	0	0	0
Total (i+ii+iii)	535782403	5158278	0	540940681

VI. REMUNERATION OF DIRECTORS AND KEY MANAGERIAL PERSONNEL

A. Remuneration to Managing Director, Whole-time Directors and / or Manager

Sr. No.	Particulars of Remuneration	Name of Managing Director/ Whole Time Director		Total Amount
		Pawankumar Agrawal		
1	Gross salary	Nil		Nil
a	Salary as per provisions contained in Section 17 (1) of the Income-tax Act,1961	-	-	-
b	Value of perquisites u/s 17(2) Income-tax Act, 1961	-	-	-
c	Profits in lieu of salary under Section 17 (3) Income-tax Act, 1961	-	-	-
2	Stock Option	-	-	-
3	Sweat Equity	-	-	-
4	Commission - as % of profit - others, specify...	-	-	-
5	Others, please specify	-	-	-
	Total(A)	-	-	-
	Ceiling as per the Act	-	-	-

B. Remuneration to other Directors:

Sr. No.	Particulars of Remuneration	Name of Director / Manager		Total Amount
	Independent Directors	No remuneration was paid to any of the Independent Director		
	Fee for attending Board / Committee Meetings	-	-	-
	Commission	-	-	-
	Others – Please specify	-	-	-
	Total B (1)	-	-	-
	Other Non Executive Directors	No remuneration was paid to any other Non Executive Director		
	Fee for attending Board / Committee Meetings	-	-	-
	Commission	-	-	-
	Others – Please specify [Salary]	-	-	-
	Total B (2)	-	-	-
	Total B (1 + 2)	-	-	-
	Overall Ceilings as per Act	N.A.	N.A.	N.A.

C. Remuneration to Key Managerial Personnel Other Than MD / Manager / WTD

Sr. No.	Particulars of Remuneration	CEO	Chief Financial Officer	Company Secretary	Total Amount in Rs.
			(Shri Roshan Lal Saklani)	(Shri Suresh Kumar Verma)	
(Amount in Rs.)					
1	Gross salary	-	6,47,391	13,66,850	20,14,241
a	Salary as per provisions contained in Section 17 (1) of the Income-tax Act, 1961	-	6,47,391	12,03,930	18,51,321
b	Value of perquisites u/s 17(2) Income-tax Act, 1961	-	-	1,62,920	1,62,920
c	Profits in lieu of salary under Section 17 (3) Income-tax Act, 1961	-	-	-	-
2	Stock Option	-	-	-	-
3	Sweat Equity	-	-	-	-
4	Commission	-	-	-	-
	- as % of profit	-	-	-	-
	- Others, specify...	-	-	-	-
5	Others, please specify	-	-	-	-
	Total (C)	-	6,47,391	13,66,850	20,14,241

VII. PENALTIES / PUNISHMENT /COMPOUNDING OF OFFENCES :

Type	Section of the Companies Act	Brief Description	Details of Penalty / Punishment/ Compounding fees imposed	Authority [RD / NCLT/Court]	Appeal made. If any (give details)
A. Company					
Penalty					
Punishment			NIL		
Compounding					
B. Directors					
Penalty					
Punishment			NIL		
Compounding					
C. Other Officers In Default					
Penalty					
Punishment			NIL		
Compounding					

Annexure IV

Form No. MR-3 For the financial year ended on 31st March, 2017

[Pursuant to section 204(1) of the Companies Act, 2013 and rule No. 9 of the Companies
(Appointment and Remuneration Personnel) Rules, 2014]

To,

The Members,

Frontline Corporation Limited

I have conducted the Secretarial Audit of the compliance of applicable statutory provisions and the adherence to good corporate practices by Frontline Corporation Limited (hereinafter called the company). Secretarial Audit was conducted in a manner that provided me a reasonable basis for evaluating the corporate conducts/statutory compliances and expressing my opinion thereon.

Based on my verification of the Frontline Corporation Limited books, papers, minute books, forms and returns filed and other records maintained by the company and also the information provided by the Company, its officers, agents and authorized representatives during the conduct of secretarial audit, I hereby report that in my opinion, the company has, during the audit period covering the financial year ended on 31 March, 2018 complied with the statutory provisions listed hereunder and also that the Company has proper Board-processes and compliance-mechanism in place to the extent, in the manner and subject to the reporting made hereinafter:

I have examined the books, papers, minute books, forms and returns filed and other records maintained by the Company for the financial year ended on 31 March, 2018 according to the provisions of:

- (i) The Companies Act, 2013 (the Act) and the rules made there under;
- (ii) The Securities Contracts (Regulation) Act, 1956 ('SCRA') and the rules made there under;
- (iii) The Depositories Act, 1996 and the Regulations and Bye-laws framed there under;
- (iv) Foreign Exchange Management Act, 1999 and the rules and regulations made there under to the extent of Foreign Direct Investment, Overseas Direct Investment and External Commercial Borrowings.
- (v) The following Regulations and Guidelines prescribed under the Securities and Exchange Board of India Act, 1992 ('SEBI Act'):-
 - (a) The Securities and Exchange Board of India (Substantial Acquisition of Shares and Takeovers) Regulations, 2011;
 - (b) The Securities and Exchange Board of India (Prohibition of Insider Trading) Regulations, 2015;
 - (c) The Securities and Exchange Board of India (Issue of Capital and Disclosure Requirements) Regulations 2009;
 - (d) The Securities and Exchange Board of India (Employee Stock Option Scheme and Employee Stock Purchase Scheme) Guidelines, 1999; - Not Applicable
 - (e) The Securities and Exchange Board of India (Issue and Listing of Debt Securities) Regulations, 2008;
 - (f) The Securities and Exchange Board of India (Registrars to an Issue and Share Transfer Agents) Regulations, 1993 regarding the Companies Act and dealing with client;
 - (g) The Securities and Exchange Board of India (Delisting of Equity Shares) Regulations, 2009 – Not Applicable.
 - (h) The Securities and Exchange Board of India (Buy Back of Securities) Regulations, 1998 – Not Applicable.

And in general, the Company has systems, process and procedure for the compliance of Other Laws Applicable to the Company.

The Electricity Act, 2003

National Tariff Policy

Motor Vehicles Act, 1988

The Motor Transport Workers Act, 1961

The Air (Prevention and Control of Pollution) Act, 1981

Employees State Insurance Act

Employees Provident Fund Act

Service Tax Act, 1944 (upto 30.6.2007)

Income Tax Act, 1961

Gujarat Value Added Tax Act, 2003 (upto 30.6.2017)

West Bengal Value Added Tax Act (upto 30.6.2017)

Central Sales Tax Act, 1957 (upto 30.6.2017)

Professional Tax Act

Goods and Services Tax Act (w.e.f. 1.7.2017)

I have also examined compliance with the applicable clauses of the following:

- (i) Secretarial Standards issued by The Institute of Company Secretaries of India.
- (ii) SEBI (Listing Obligations and Disclosure Requirements) Regulations, 2015 applicable to the Company.

During the period under review the Company has complied with the provisions of the Act, Rules, Regulations, guidelines, standards etc mentioned above subject to the following:

- A) ***Delayed filing of certain forms with the Ministry of Corporate Affairs required under the Companies Act, 2013. However for late filing of forms the Company has paid additional fees.***
- B) ***The Company has given Security / Guarantee to the Bankers for the loans obtained by M/s. Fairdeal Supplies Limited in violation of erstwhile Companies Act, 1956 which is still continuing.***
- C) ***Further with respect to the advances to M/s. Gateway Commodities Pvt. Ltd. we request the members to refer the Balance Sheet and the Statutory Auditors Report remarks. The advances to M/s. Gateway Commodities Private Limited were given under the erstwhile Companies Act, 1956.***
- D) ***The quarter and year end results for the year ended on 31st March, 2017 were required to be submitted to the exchange latest by 30th May, 2017. As per the intimation given by the Company to BSE the results were to be declared has scheduled the Board meeting on 30th May, 2017. However the Board meeting could not be held on 30th May, 2017 due to quorum and therefore the same was held on 31st May, 2017. The BSE has imposed penalty for the same.***

E) The quarter and year end results for the year ended on 31st March, 2018 were required to be submitted to the exchange latest by 30th May, 2018. However same was not declared in time and consequently BSE has imposed penalty for the same.

I further report that:

The Board of Directors of the Company is duly constituted with proper balance of Executive Directors, Non-Executive Directors and Independent Directors. The changes in the composition of the Board of Directors that took place during the period under review were carried out in compliance with the provisions of the Act.

Adequate notice is given to all the directors to schedule the Board Meetings, agenda and detailed notes on agenda were sent at least seven days in advance, and a system exists for seeking and obtaining further information and clarifications on the agenda items before the meeting and for meaningful participation at the meeting.

Majority decision is carried through while the dissenting members' views are captured and recorded as part of the minutes.

I further report that there are adequate systems and processes in the company commensurate with the size and operations of the company to monitor and ensure compliance with applicable laws, rules, regulations and guidelines.

I further report that during the audit period, there were no instances of :

- (i) Public/Rights/Preferential issue of Shares/debentures/ sweat equity of the Company.
- (ii) Redemption/buy-back of securities.
- (iii) Major decisions taken by the members in pursuance to Section 180 of the Companies Act, 2013.
- (iv) Merger/ amalgamation/ reconstruction etc.
- (v) Foreign technical collaborations.

For, **JALAN ALKESH & ASSOCIATES**
COMPANY SECRETARIES

SD/-

Date: 11th August, 2017
Place: Ahmedabad

ALKESH JALAN
PROPRIETOR

'Annexure A'

To,

The Members
Frontline Corporation Limited

Our report of even date is to be read along with this letter.

1. Maintenance of secretarial record is the responsibility of the management of the company. Our responsibility is to express an opinion on these secretarial records based on our audit.
2. We have followed the audit practices and processes as were appropriate to obtain reasonable assurance about the correctness of the contents of the Secretarial records. The verification was done on test basis to ensure that correct facts are reflected in secretarial records. We believe that the processes and practices, we followed provide a reasonable basis for our opinion.
3. We have not verified the correctness and appropriateness of financial records and Books of Accounts of the company.
4. Where ever required, we have obtained the Management representation about the compliance of laws, rules and regulations and happening of events etc.
5. The compliance of the provisions of Corporate and other applicable laws, rules, regulations, standards is the responsibility of management. Our examination was limited to the verification of procedures on test basis.
6. The Secretarial Audit report is neither an assurance as to the future viability of the company nor of the efficacy or effectiveness with which the management has conducted the affairs of the company.

For, **JALAN ALKESH & ASSOCIATES**
COMPANY SECRETARIES

Date: 17th August, 2018
Place: Ahmedabad

Sd/-

ALKESH JALAN
PROPRIETOR

ANNEXURE V

REMUNERATION POLICY:

In accordance with the provisions of Section 178(3) of the Companies Act, 2013, the Nomination and Remuneration Committee recommended the following remuneration policy relating to the remuneration for the Directors, Key Managerial Personnel and other employees, which was approved and adopted by the Board..

I. PREAMBLE:

This Remuneration Policy is formulated in compliance with Section 178 of the Companies Act, 2013, read with the applicable Rules thereto and SEBI (Listing Obligations and Disclosure Requirements) Regulations, 2015 entered into by the Company as amended from time to time. This Policy has been formulated by the Nomination and Remuneration Committee (NRC) and has been approved by the Board of Directors based on the recommendations of the NRC..

II. OBJECTIVE:

The objective of the Policy is to ensure that:

- i) The level and composition of remuneration is reasonable and sufficient to attract, retain and motivate directors of the quality required to run the Company successfully.
- ii) Relationship of remuneration to performance is clear and meets appropriate performance benchmarks; and
- (iii) Remuneration to directors, key managerial personnel and senior management involves a balance between fixed and incentive pay reflecting short and long-term performance objectives appropriate to the working of the company and its goals

III. COMPLIANCE WITH APPLICABLE LAWS:

The procedure and limits for payment of remuneration under this policy shall be in accordance with provisions of (a) the Companies Act, 2013 read with Rules framed thereunder, (b) Listing Agreement with Stock Exchanges, (c) Articles of Association of the Company and (d) any other applicable law or regulations. In the absence of any of the above provisions, the procedure and limits shall be governed by the prevailing HR Policy of the Company.

IV. REMUNERATION TO NON-EXECUTIVE DIRECTORS:

- (i) Sitting fees within the limits prescribed under the Companies Act, 2013 and rules framed thereunder for attending meetings of the Board and Committees thereof
- (ii) Commission up to 1% of net profit as may be decided by the Board
- (iii) The level and composition of remuneration is reasonable and sufficient to attract, retain and motivate directors of the quality required to run the company successfully.

V. REMUNERATION TO KEY MANAGERIAL PERSONNEL AND SENIOR MANAGEMENT:

i) Components:

Basic salary

Allowances

In kind (car, house, etc.)

Retirals

Reimbursements

Variable Pay

Stock Options

ii) Factors for determining and changing remuneration:

- Factors:
- Existing compensation
 - Qualification
 - Experience
 - Salary bands
 - Individual performance
 - Market benchmark

iii) Variable incentive pay (including Stock Options)

Factors:

Individual Performance	Business/Company Performance
Grade	Return on Assets
Performance Rating	EBIDTA
Comparative performance with KMPs	Operational Revenue (YOY/Budget) Return on Investments HSE

Remuneration to directors, key managerial personnel and senior management involves a balance between fixed and incentive pay reflecting short and long-term performance objectives appropriate to the working of the company and its goals.

VI. REMUNERATION TO OTHER EMPLOYEES:

Components:

Basic Salary, Allowances, Retiral Benefits, such other perquisites and/or incentives and/or bonus and/or Variable Incentive Pay (including ESOP) based on factors as above, as may be decided by the Management from time to time as per HR Policy.

CRITERIA FOR IDENTIFICATION OF PERSONS FOR APPOINTMENT AS DIRECTORS AND IN SENIOR MANAGEMENT:

In accordance with the provisions of Section 178(3) of the Act read with SEBI (Listing Obligations and Disclosure Requirements) Regulations, 2015 the Nomination and Remuneration Committee is required to formulate the criteria for determining qualifications, positive attributes and independence of a Director. The criteria adopted by the Nomination and Remuneration Committee for the aforesaid purpose are as under:

Criteria for determining qualifications, positive attributes and independence of a director:

I. QUALIFICATIONS:

- a) He / She should possess appropriate skills, experience and knowledge in one or more fields of finance, law, management, sales, marketing, administration, research, corporate governance, technical operations or other disciplines related to the company's business.
- (b) Such qualifications as may be prescribed under the Companies Act, 2013 read with rules framed thereunder and the Listing Agreement with Stock Exchanges.

II. POSITIVE ATTRIBUTES:

- (a) He /She should be a person of integrity, with high ethical standard.
- (b) He /She should be able to commit to his/her responsibilities and devote sufficient time and attention to his/her professional obligation as a director.
I He/ She should be having courtesy, humility and positive thinking.
- (d) He/ She should be knowledgeable and diligent in updating his/her knowledge.
- (e) He/ She should have skills, experience and expertise by which the Company can benefit.
- (f) In respect of Executive/Whole time Director/Managing Director, in addition to I (a) & (b) and II (a) to (e) above, he/she should have strong quality of leadership and team mentoring, recognition, management skills, vision, ability to steer the organization even in adverse conditions, innovative thinking, result oriented and ability to enhance reputation of the organization

III. INDEPENDENCE:

In respect of an Independent director, in addition to I (a) & (b) and II (a) to (e) above, he/ she should fulfill the criteria for being appointed as an Independent Director prescribed under section 149 of the Companies Act, 2013 read with Schedule IV to the said Act and the provisions of SEBI (Listing Obligations and Disclosure Requirements) Regulations, 2015 as amended from time to time.

By order of the Board of Directors of
Frontline Corporation Limited

Sd/-

Pawan Kumar Agarwal
Managing Director
[DIN 00060418]

Place : Ahmedabad
Date : 17th August, 2018

ANNEXURE VI

Disclosure under Section 197(12) and Rule 5(1) of the Companies (Appointment and Remuneration of Managerial Personnel) Rules, 2014

1. Ratio of remuneration of each director to the median remuneration of the employees of the company for the financial year ended 31 March, 2018

Sr.	Name of the Director No	Remuneration per annum (In Rs.)	Median Remuneration per annum (In Rs.)	Ratio
1	Mr. Ram Prasad Agarwal	0	138000	N.A.
2	Mr. Narayan Prasad Agarwal	0	138000	N.A.
3	Mr. Pawan Kumar Agarwal	0	138000	N.A.
4	Mr. Saurabh Jhunjhunwala	0	138000	N.A.
5	Mr. Sital Kumar Banerjee	0	138000	N.A.
6	Mr. Jiwraj Khaitan	0	138000	N.A.
7	Mr. Virendra Sharma	0	138000	N.A.
8	Mrs. Aarefa Kutub Kapasi	0	138000	N.A.

2. **During the year under the review no remuneration was paid to any Director of the Company**

During the year 17 - 18, the Company has paid remuneration of Rs. 6,47,391/- to Mr. Roshan Lal Saklani, Chief financial officer of the Company. During the year 16-17, the Company has paid remuneration of Rs. 497033/- Mr. Roshan Lal Saklani , Chief financial officer of the Company. The % decrease during the year was 30.25

During the year 17 - 18, the Company has paid remuneration of Rs. 13,66,850/- to Mr. Suresh Kumar Verma, Company Secretary. During the year 16 - 17, the Company has paid remuneration of Rs. 11,93,318/- to Mr. Suresh Kumar Verma, Company Secretary of the Company. The % increase during the year was 14.54

3. Percentage decrease in median remuneration of employees in the financial year was 25.02%
4. The number of permanent employees on the rolls of the company as on 31 March, 2018 - 85
5. During the year on average there was 1.05% of increase in the remuneration of employees in comparison to the previous year which is in line with the current year's performance, market dynamics and as a measure to motivate the employees for better future performance to achieve organization's growth expectations.
6. Average percentile increase already made in the salaries of employees other than the managerial personnel in the last financial year and its comparison with the percentile increase in the managerial remuneration and justification thereof and point out if there are any exceptional circumstances for increase in the managerial remuneration. :

There was an increase of 1.05% in remuneration of employees other than managerial personeel. No remuneration paid to any Directors during the financial year and its previous financial year and hence comparision is not possible.

Pursuant to Rule 5(1) (xii) of the Companies (Appointment and Remuneration of Managerial Personnel) Rules, 2014, it is affirmed that the remuneration paid to the Directors, Key Managerial Personnel and senior management is as per the Remuneration Policy of your Company.

ANNEXURE VII

MANAGEMENT DISCUSSION AND ANALYSIS

Industry Scenario /opportunity & Out Look / Risk & Concern:

Your Company is basically engaged in Transportation, Wind Energy and Trading of Automotive Parts, Renting of Immovable Properties. The details in respect of sector wise outlook, strengths, threats and risks attached to each segment, performance of the Company in each segment is mentioned as under:

Transport Sector:

The road transportation industry has been the most significant constituent of the Indian logistics industry. However, the segment continues to struggle to cater to the country's size and widely spread consumption hubs.

Opportunities in Transport Sector:

Increase in economic development of the Country will ultimately require increase in transportation of goods and Services. Further Road Transportation is one of the cheapest mode of transport and goods can be transported from one place to another, even in remote areas. Furthermore due to increase in prices of land, big industries are located in remote areas and which provides more opportunity for the transportation sector. Further, improvement in the quality of road infrastructure has played a critical role.. Further with the introduction of Goods and Services Tax movement of vehicles has become easier.

Strength of the Company in Transport Sector :

Your Company has more than 100 Commercial Vehicles, either directly or indirectly and has entered into contract with various companies for the transportation of goods. The Company has experience of more than 2 decades in the Transportation Sector. Thus the Company has good network in the field of the transportation Sector.

Weakness of the Company in Transportation Sector:

Competition is one of the factors affecting the performance of the Company. Further the Sector requires capital investment which is getting costlier day by day for the purchase of new commercial vehicles. Lack of ability of the Company to invest in new commercial vehicles is one of the major weaknesses of the Company.

Risk in Transportation Sector:

Increase in overhead costs is also another risk associated with the transportation Sector. Further customers do not pay in proportion to the increase in the input prices, if any.

High cost of manpower also affects the transportation sector.

Further slowdown in the economic activity of the industries also affects the growth of the Sector.

Performance of the Company in Transportation Sector:

During the year under review, your Company continued to get / renewed transportation Contracts from valued customers to cater needs of its valued clients. The Revenue from Transport Operations marginally increased from Rs. 13.46 Crores to Rs. 15.49 Crores registering a increase of 15.08%

Trading in Automotive Parts:

Industry Scenario /opportunity & Out Look / Risk & Concern:

The growth outlook for the automotive aftermarket industry in India continues to be positive, driven by sustained increase in vehicle population and a shift towards higher-end vehicles.

Except for large automotive distributors, players across the aftermarket faced margin pressure in the last few years. This trend is likely to continue as most players in the Indian aftermarket are still sub-scale and will be at risk of margin decline due to pricing pressures as well as rising costs.

Opportunities of the Company in Automotive Parts:

Your Company has distributorship of BOSCH Ltd and also of Mahindra & Mahindra Ltd, Tractor and Farm Equipment Limited which are very reputed international brands. Sale of such branded parts provides customer satisfaction and more demand from the Customers.

Strengths of the Company in Automotive Parts:

Your Company is acting as the Main Distributor for Auto Components manufactured by "BOSCH Ltd." for the Automotive Aftermarket and supplies such spares to Authorised Service Centers of Bosch as well as to retail outlets and neutral garages and workshops.

BOSCH is the global leader in Automotive Components and "BOSCH" brand products come as OE fitments in all ranges of vehicles worldwide. With newer models of vehicles being introduced in the market every year, the business has very good potential in future.

Your Company is acting as the Super Distributor for Auto Components & Farm Equipment manufactured by "Mahindra & Mahindra Ltd. and Tractor and Farm Equipment Limited," for the Automotive Aftermarket. With newer models of vehicles being introduced in the market every year, the business has very good potential in future.

Risk of the Company in Automotive Parts:

The margins from the automotive parts depend upon the policy and pricing of components by BOSCH Ltd., Tractor and Farm Equipment Limited and by Mahindra & Mahindra Ltd over which the Company has no control.

Manufacturing of parts by local suppliers at cheap rate is also another risk associated with the automotive parts.

Performance of the Company in Automotive Parts:

The Revenue from trading Operations of automotive parts of decreased from Rs. 28.10 Crores to Rs. 24.62 Crores registering an decline of 12.41%.

Wind Energy Generation:

Industry Scenario & Out Look:

India is moving towards energy sufficiency and at the same time emphasis is improving on renewable energy contribution. Emphasis of the Government is adding up renewable energy. Accelerated depreciation will help in furthering the cause of commissioning more wind mills.

Opportunities in Wind Energy Sector:

Thermal and Coal Power projects involve storage, transportation and pollution problems and hence Wind Energy is one of the cleanest sources of energy. Wind industry is attracting large investments.

Policies of the government are enabling the company to supply quality power to the consumers. Company has realized revenue faster from the group captive consumers than selling power to the utility.

Strength of the Company in Wind Energy Sector:

Your Company has installed Wind mills in the strategic areas whereby wind blows at a faster pace which helps the Company to generate more energy. It is one time investment leading to returns for number of years.

Weakness of the Company in Wind Energy Sector:

Competition from other energy source like Thermal, Solar and Bio Mass is impacting Wind Energy badly. Company has to follow industry norms and compete. Once the industrialization picks up, we may expect the prices to go up again.

Risks in Wind Energy Sector:

Generation of wind energy depends upon the weather. A good monsoon will enable generation of more power. Government policies also play an important role in determining the prices and also availability of Grid to export power to our consumers.

Our power is being utilized by the group captive consumers. Company may face problem if our consumers are facing impact on international / national prices of the commodities.

Performance of the Company in Wind Energy Sector:

The Revenue from Operations of the division decreased from Rs. 174.70 Lakhs to Rs. 162.98 Lakhs registering a decrease of 6.70%

Renting of immovable properties:

Industry Scenario & Outlook:

During the year under the review, the real sector has witnessed slowdown. The Slowdown in real sector is mainly due to huge supply and lower growth of economy. Rentals from real estate have also come down significantly. However it is expected that the demand of the real estate will increase in the years to come forward. Central Government and State Government also play an important role in the growth of the Sector.

Opportunities of the Company in Real Sector:

High Population growth and rapid expansion of the urban area, resulting in higher demand for real estate.

Further the company expects that in the years to come the economy will improve and will result in more demand which will also lead to increase in rental income and rental business.

Weakness of the Company in Real Sector:

Huge Interest Burden and liquidity crisis is one of the major weaknesses of the Company to invest in the real estate.

Risk of the Company in Real Sector:

High Investment in the Real Sector is one of the major risks that the Company foresee in the real estate. Further rentals from real estate will depend upon the growth of the economy.

In the recent past Bankers have attached / taken possession some of the properties from which the Company use to derive its rental income.

Performance of the Company in Real Sector:

The Revenue from Operations of the division increased from Rs. 0.37 Crores to Rs. 0.76 Crores registering a increase of 105.4%.

Internal Control Systems and their adequacy:

The Company maintains adequate internal control systems, which provides, among other things, reasonable assurance of recording the transactions of its operations in all material respects and of providing protection against significant misuse or loss of company's assets.

Internal Controls are adequately supported by internal audit and periodical review of by the management. The audit committee meets periodically to review with the management and statutory auditors, financial statements. The Audit Committee also meets with the internal auditors to review adequacy /scope of internal audit function, significant findings and follow up thereon and finding of abnormal nature.

Your Company has installed CCTV in some of its Divisions, which acts as safeguarding the assets from theft/ burglary or any unforeseen events.

Human Relations:

Relations with the employees of the Company at various levels remained harmonial during the year under the review. The Company is making its best efforts to retain and attract talented employees. During the year under the review, the Company has complied with all legislative provisions of labour laws. As at 31st March, 2018 the Company has around 85.

Cautionary Statements:

Statements in this Directors' Report & Management Discussion and Analysis describing the Company's Objectives, projections, estimates, expectations, or prediction may be "forward looking statements " within the meaning of applicable securities laws and regulations. Actual result might differ materially from those expressed or implied.

The Company assumes no responsibility in respect of the forward looking statements herein, which may undergo changes in future on the basis of subsequent developments, information or events.

The Corporate Governance & Management Discussion & Analysis (MDA) Report:

The Corporate Governance & Management Discussion & Analysis (MDA) Report forms part of the Annual Report. The Certificate from the Practicing Company Secretary of the Company certifying compliance of the conditions of the Corporate Governance as stipulated in SEBI (Listing Obligations and Disclosure Requirements) Regulations, 2015 is annexed to the report on Corporate Governance.

Annexure – VIII

CORPORATE GOVERNANCE REPORT

1. COMPANY'S PHILOSOPHY ON CODE OF GOVERNANCE:

The Company's philosophy is to conduct its affairs in a manner which is transparent, Clear and evident to those dealing with or having a stake in the Company namely shareholders, lenders, creditors and employees. The Company's philosophy on corporate Governance is thus concerned with the ethics and values of the Company and its Directors, who are expected to Act in the best interest of the Company and remain accountable to shareholders and other beneficiaries for their Action.

The Company is committed to provide high quality product and services to its customers and stakeholders, because the Company believes that its long-term survival is entirely dependent on good corporate governance.

2. BOARD OF DIRECTORS:

As on 31st March, 2018 strength of the Board of Directors is 10 (Ten).

Attendance of each Director at the Board Meetings and last Annual General Meeting

Name of the Director & Age	Executive/ Non-executive/ Independent	No. of sharesheld in the Company	No. of Board meetings attended	Attendance at the Last AGM	No. of outside Directorship held excluding private Companies	Total No. Memberships/ Chairmanship of Committees	
						Member	Chairman
Ram Prasad Agarwal Age - 64 years	Non Executive Director and Promoter	388722	2	Yes	3	-	-
Narayan Prasad Agarwal Age - 59 years	Non Executive Director and Promoter	145800	7	Yes	3	-	-
Pawan Kumar Agarwal Age - 58 years	Managing Director - Executive and Promoter	250266	8	No	3	-	-
Saurabh Jhunjhunwala Age - 42 years	Non Executive Director	105440	4	Yes	1	-	-
Virendra Sharma Age - 64 years	Independent	Nil	6	Yes	2	-	-
Jiw Raj Khaitan Age - 80 years	Independent Director	Nil	3	Yes	0	0	0
Sital Kumar Banerjee Age - 79 years	Independent Director	Nil	3	Yes	0	0	0
Aarefa Kutub Kapasi Age - 27 years	Independent / Women Director	Nil	6	No	1	2*	0

* Member of Stakeholders relationship Committee and Nomination and Remuneration Committee of Eureka Industries Limited.

Notes:

- (1) Disclosure of Chairmanship & Membership includes membership of Audit and Stakeholder Relationship Committees in other Public Limited Companies.
- (2) Other directorships do not include alternate directorship, directorship of Private Limited Companies, Section 8 Companies of the Companies Act, 2013 and Foreign Companies.
- (3) None of the Directors of Board is a member of more than ten Committees and no Director is Chairman of more than five committees across all the Public companies in which they are Director. The necessary disclosures regarding Committee positions have been made by all the Directors.
- (4) None of the Independent Director of the Company is holding position of Independent Director in more than 7 Listed Company. Further, none of the Director of the Company serving as a Whole-Time Director in any Listed Company and is holding position of Independent Director in more than 3 Listed Company.
- (5) None of the Non-executive Directors has any pecuniary relationship, except Mr.Ram

PrasadAgarwal, Mr. Narayan Prasad Agarwal and Mr. Pawan Kumar Agarwal, Directors of the Company are related to each other. Further Mr. Saurabh Jhunjunwala is the son of Mr. Ramprasad Agarwal and has pecuniary relationship. Non-executive Directors have no transaction with the Company, except as disclosed. No remuneration is paid to any Director of the Company.

During the year the Board of Directors met 10 times (including adjourned meeting held on 30.5.2017). The dates of the Board meetings are as under :

01.04.2017, 15.05.2017, 30.05.2017, 31.05.2017, 03.07.2017, 10.07.2017, 11.08.2017, 13.11.2017, 19.12.2017 and 14.02.2018

All the relevant information such as operating cost, sales, financial results, capital expenditure proposals and statutory dues, among others, are as a matter of routine, placed before the Board for its approval/ information. The gap between two Board meeting(s) does not exceed 120 days.

Shri Saurabh Jhunjunwala and Shri Ram Prasad Agarwal, Directors of the Company retire by rotation and being eligible offer themselves for re-appointment. The information required to be furnished in terms of Listing Regulations is as under:

Name of the Director	Shri Narayan Prasad Agarwal
Date of Birth	16.07.1959
Date of joining the Board of Director of the Company	04.12.1989
Educational qualification	B.Com
Number of Shares held in the Company	184700
Directorship in other Companies [Other than Private Limited Companies, Section 25 Company incorporated under Companies Act, 1956 and Section 8 Company incorporated under Companies Act, 2013) and committees (other than Frontline Corporation Ltd)	Fairdeal Supplies Ltd., Frontline Industries Limited Prima Financial Services Limited
Specific Functional Areas	Shri Narayanprasad Agarwal aged about 59 years, is a Promoter Director of the Company since 04.12.1989. He is a Commerce Graduate from St. Xavier's College, Calcutta and has more than 34 years of rich experience mainly in the financial activities of their own Group Companies. He is also involved in active trading and supplies of Coal, Coke and Chemicals like Soda Ash.

INDEPENDENT DIRECTORS MEETING:

Schedule IV to the Act, inter alia, prescribes that the Independent Directors of the Company shall hold at least one meeting in a year, without the attendance of the non-independent directors and members of the management. During the year, one meeting of independent directors was held on. Shri Virendra Sharma was unanimously elected as the Chairman of the Meeting of the Independent Directors. In addition to Mr. Virendra Sharma, the Independent Director meeting was attended by Shri Jiwraj Khaitan and Shri Sital Kumar Banerjee. At the meetings, the Independent Directors reviewed the performance of the non-independent directors (including the chairperson) and the Board as a whole and assessed the quality, quantity and timeliness of flow of information between the company, management and the Board that is necessary for the Board to effectively and reasonably perform their duties.

Board Committee:-

Audit Committee

(i) Qualified & Independent Audit Committee:

Pursuant to the provision of Section 177 of the Companies Act, 2013 and in accordance with SEBI (Listing Obligations and Disclosure Requirements) Regulations, 2015 your Company has constituted an audit committee. The power of the audit committee, terms of reference and role of the audit committee are in conformity with the provision of Section 177 of the Companies Act, 2013 and Regulation 18 of SEBI (Listing Obligations and Disclosure Requirements) Regulations, 2015.

The committee at present comprises of three non-executive independent directors. All the members have good financial knowledge. The composition of the Audit committee and the attendance of each director at these meetings are given below:-

Sr. No.	Director	Category of Directorship	Chairman/ Member	No.of Meetings held	No. of Meeting attended
1.	Shri Virendra Sharma	Independent Director	Member/ Chairman	5	4
2.	Shri Saurabh Jhunjunwala	Non-Executive Director	Member	5	5
3.	Smt. Aarefa Kutub Kapasi	Indsependent Director	Member	5	4

Mr. S.K. Verma, Company Secretary, acts as the Secretary to the Committee.

Representatives of Statutory auditors, internal auditors are invited from time to time depending upon the requirement of the committee to attend the meeting.

The Minutes of the Audit Committee are placed before the next Board Meeting. All the recommendations of the audit committee were accepted by the Board.

The Chairman of the Audit Committee was present at the Annual General Meeting of the Company to answer shareholders query.

During the year under the review, the audit committee met 5 times (including adjourned meeting held on 30.5.2017) during the year 2017 - 2018 on 30.05.2017, 31.05.2017, 11.08.2017, 13.11.2017 and 14.02.2018.

No bonus shares and stock options are issued to any of the directors.

2. Nomination and Remuneration Committee:

The Remuneration Committee following are the members and their attendance at Committee Meetings:-

Sr. No.	Name of Directors	Status	Category of Directorship	No.of Meetings held	No. of Meeting attended
1	Shri Virendra Sharma	Chairman	Independent Director	2	1
2	Ms. Aarefa Kutub Kapasi	Member	Independent Director	2	1
3	Shri Saurabh Jhunjhunwala	Member	Non-Executive Director	2	2

The Company has appointed a Remuneration Committee. The Committee discharges the duties as specified in the Companies Act, 2013 and looks SEBI (Listing Obligations and Disclosure Requirements) Regulations, 2015. During the year no remuneration was paid to any Director of the Company.

During the year under review two nomination and remuneration Committee were held including adjourned meeting on 30.5.2017.

The dates of nomination and remuneration Committee were 30.5.2017 and 31.5.2017.

3. Shareholders'/ Investors' Grievance:

The Shareholders'/ Investors' Grievance Committee was formed by the Board of Directors on 30th January, 2003 to ensure the effective redressal of the complaints of the investors. The Committee looks into issues relating to shareholders, including transfer/transmission of Shares, issue of duplicate share certificates, non- receipt of dividend, Annual Reports etc. The Committee meets to review status of investor grievances ratify share transfers, approve transmission of shares and issue duplicate share certificates from time to time. Besides, officers of the Company have been authorized to approve issue of share certificates, approve transfer/ transmission of shares/ consolidation, sub-division, split of share certificates, etc. The Committee also recommends steps to be taken for further implementation in the quality and services to the investors.

During the year under review, the Committee met 5 times (including adjourned meeting held on 30.5.2017) on 30.05.2017, 31.05.2017, 11.08.2017, 13.11.2017 and 14.02.2018

The following are the members and their attendance at Committee Meetings:-

Sr. No.	Name of Directors	Status	Category of Directorship	No.of Meetings held	No. of Meeting attended
1	Shri Virendra Sharma	Member / Chairman	Independent Director	5	5
2	Shri Saurabh Jhunjhunwala	Member	Non-Executive Director	5	4
3	Mrs. Aarefa Kutub Kapasi	Member	Independent Director	5	4

The minutes of Shareholders Grievance Committee are discussed and taken note of by the Board of Directors. Shri S.K.Verma, Company Secretary of the Company has been designated as Compliance Officer. The particulars of Investors Grievance received and redressed during the financial year are furnished below:-

Particulars	Received	Redressed
1. Non-receipt of Share Certificates	NIL	NIL
2. Non-receipt of Dividend Warrants	NIL	NIL
3. Non-receipt of Balance Sheet	NIL	NIL
4. For Demat	NIL	NIL
5. Others	NIL	NIL

During the year, No complaint letter was received from the shareholder. There was no pending complaint from the shareholders as on 31.03.2018.

4. GENERAL BODY MEETINGS:

The last three annual General Meetings were held as under:

Sr. No.	Financial Year	Day and Date	Time	Location
1	2014 - 2015	Wednesday, 30 st September 2015	10.00 a.m.	4, B.B.D. Bag (East), Room No. 5 Stephen House, 1st Floor, Kolkata - 700 001
2	2-15 - 2016	Tuesday 27 th September 2016	10.00 a.m.	4, B.B.D. Bag (East), Room No. 5 Stephen House, 1st Floor, Kolkata - 700 001
3	2016 - 2017	Thrusday, 21st September, 2017	10.00 a.m.	4, B. B. D. Bag (East), Stephen House, Room No. 5, 1st Floor, Kolkata - 700 001

The Company had passed special resolutions at the annual general meeting held during the last three years. The short details of special resolutions passed are as under:

Financial Year	Particulars of Special resolutions passed
2014 - 2015	1. Approval for Related Party transaction pursuant to provision of Section 188 of the Companies Act, 2013
2015 - 2016	1. Approval for Related Party transaction pursuant to provision of Section 188 of the Companies Act, 2013
2016 - 2017	To authorize the Board to enter into related party transactions

No Resolution is proposed to be passed through postal ballot at the fourth coming Annual General Meeting.

During the year under review, the company has passed the following special resolution through postal ballot.

- To alter the Object clause of the Memorandum of the Association of the Company.
- To enter into contract or any transaction of Purchase, sell, or supply of goods or services or sell or purchase of any immovable property with Shiv Shakti Steel Private Limited upto Total value of Contract or any transaction of Purchase, sell, or supply of goods or services or sell or purchase of any immovable property with Shiv Shakti Steel Private Limited in any one Financial year should not exceed Rs. 25 Crores.

5. MEANS OF COMMUNICATION:

Your Company complies with Clause 41 of the Listing Agreement. Quarterly Results, Annual Result and other statutory publications are being normally published in Dainik Lipi / Arthik Lipi / Ekdin (Bengali) & Business Standard (English). Further results are also displayed on the Company's website. [www.http://frontlinecorporation.org](http://frontlinecorporation.org)

6. GENERAL SHAREHOLDER INFORMATION:

- | | | |
|-----|---------------------------|--|
| (i) | Annual General Meeting | Day : Tuesday |
| | Day, Date, Time and Venue | Date: 25th September, 2018 |
| | | Time: 10.00 a.m. |
| | | Venue : 4, B.B.D. Bag (East), Room No. 5 |
| | | Stephen House,1st Floor, Kolkata - 700 001 |
-

(ii)	Next Financial Calendar Year	1 st April, 2018 to 31 st March, 2019 (tentative)
(iii)	Date of Book Closure	Thursday, 20 th September, 2018 to Tuesday, 25 th September, 2018 (both the days inclusive)
(v)	ISIN No. for ordinary shares of the Company in Demat form	INE092D01013
(vi)	Registered Office	4, B.B.D. Bag (East), Room No. 5 Stephen House, 1 st Floor, Kolkata - 700 001
	Corporate Office	4 th Floor, Shalin Building, Near Nehru Bridge Corner, Ashram Road, Ahmedabad – 380 009.
(vii)	Registrar and Transfer Agent	Bigshare Services Private Limited, A-802, Samudra Complex Near Klassic Gold Hotel, Girish Cold Drink, Off C G Road , Navrangpura, Ahmedabad Gujarat – 380009 Phone No. -079-40024135, Mob. 9971542155
(ix)	Investor Correspondence	A-802, Samudra Complex, Near Klassic Gold Hotel, Girish Cold Drink, Off C G Road, Navrangpura, Ahmedabad Gujarat –380009
(x)	Means of Communication	The Company sends its quarterly results in Stock Exchanges. Further the same is also published in the newspapers.
(xi)	Any Website where it displays official releases	www.frontlinecorp.org
(xii)	Any presentation made to the institutional investor and analyst	No
(xiii)	Is half yearly report sent to the shareholders	No
(xiv)	Whether Management Discussion and Analysis is a part of this report	Yes
(xv)	Share Transfer System	The work of physical share transfer is presently handled by Registrar and Transfer Agent.
(xvi)	Listing and Stock Code	The Calcutta Stock Exchange Association Limited - BSE Limited- BSE : 532042
(xvii)	The name and address of Stock Exchanges where Company is listed	1. The Calcutta Stock Exchange Association Ltd., 7, Lyons Range, Kolkata – 700 001. 2. BSE Ltd., Phiroze Jeejeebhoy Towers, Dalal Street, Mumbai – 400 001.
(xviii)	Auditors for the FY 2017-18 and Proposed Auditors for the FY 2018 - 2019	M/s. Paresh Thothawala & Co., Chartered Accountants
(iix)	Branch Auditor	Nil
(xx)	Compliance Officer	Shri Suresh Kumar Verma, Company Secretary

FINANCIAL CALENDER:

Report Period	: From 1 st April 2018 to 31st March 2019
First Quarter Result	: Second Week of August, 2018 (tentative)
Second Quarter Result	: Second Week of November, 2018 (tentative)
Third Quarter Result	: Second Week of February, 2019 (tentative)
Fourth Quarter Result	: Last Week of May, 2019 (tentative)

**7. DISTRIBUTION OF SHAREHOLDINGS AND SHARE HOLDING PATTERN
(AS ON 31-03-2018):**

SHAREHOLDING PATTERN:

Category	No. of Share holders	% of holding to total	No. of Share held
Promoter & Promoter Group	18	47.6314	2381568
Public	640	52.3686	2618432
Non Promoter-Non Public	0	0	0
Shares underlying DRs	0	0	0
Shares held by Employee Trusts	0	0	0
Total	658	100.00	5000000

Shareholding Position as on 31st March, 2018

Mode	No. of Records	No. of Shares	% to total Capital
NSDL	252	3111581	62.23
CDSL	165	1008297	20.17
Physical	265	880122	17.60
Total	682	5000000	100.00

Market Price Data

The Shares of the Company were not traded at Calcutta Stock Exchange during the year.

The details of Equity Shares traded at BSE for the period from April 2017 to March 2018 is as follows:

Month	Open	High	Low	Close	No. of Shares	No of Trades	Total Turnover
April 17	16.55	17.35	16.50	16.50	107	9	1,811
May 17	17.30	17.30	15.35	17.30	825	13	13,797
June 17	18.15	18.15	14.20	14.20	134	6	2,198
July 17	13.49	13.50	12.25	12.25	624	6	8,037
Aug 17	11.64	11.64	11.64	11.64	30	2	349
Sept 17	11.88	11.88	11.88	11.88	100	1	1,188
Oct 17							
Nov 17	12.47	12.47	12.47	12.47	71	4	885
Dec 17	12.00	12.00	12.00	12.00	100	1	1,200
Jan 18							
Feb 18	-	-	-	-	-	-	-
March 18	-	-	-	-	-	-	-

1. DISCLOSURES:

(a) Materially significant related party transactions

All the Related Party Transactions are forming part of the notes to the Balance Sheet. Other than those there was no materially significant related party transaction with its promoters, Directors or the management, their subsidiaries or relatives etc. that had a potential conflict with the interest of the Company at large.

- (b) Details of non-compliance by the Company, penalties and strictures imposed on the Company by the Stock Exchange or Securities and Exchange Board of India (SEBI) or any Authority on any matter related to capital markets during last three years:

BSE has imposed a penalty of Rs. 5750/- for late submission of results for the quarter ended on 31st March, 2017. The Company has made representation to the exchange for the same and the Company hopes that it will get waiver from the same.

Other than this there was no non compliance by the Company.

(c) Whistle Blower Policy

In accordance with the requirements of the Act, read with the Listing Regulations, 2015 the Company has a Whistle Blower Policy approved by the Board of Directors. The objectives of the policy are:

- a. To provide a mechanism for employees and directors of the Company and other persons dealing with the Company to report to the Audit Committee; any instances of unethical behavior, actual or suspected fraud or violation of the Company's Ethics Policy and
- b. To safeguard the confidentiality and interest of such employees/directors/other persons dealing with the Company against victimization, who notice and report any unethical or improper practices.
- c. To appropriately communicate the existence of such mechanism, within the organization and to outsiders. Whistle blower policy is available on website of the Company.

The Company confirms that no personnel has been denied access to the audit committee pursuant to the whistle blower mechanism

(d) Familiarisation Programme:

The Company has a detailed familiarization programme for Independent Directors to familiarize them with the Company, their roles, rights, responsibilities in the Company, nature of the industry in which the company operates, business model of the Company etc. The details of such programme are available on the website of the Company .i.e. www.frontlinecorporation.org.

The Company has laid down procedures to inform the Board Members about the risk assessment and risk mitigation mechanism, which is periodically reviewed and reported to the Board of Directors by senior executives.

(e) Disclosure of accounting treatment different from accounting standards: None

(f) Subsidiary Company: The Company does not have any subsidiary Company.

(g) Policies:

The SEBI (Listing Obligations and Disclosure Requirements) Regulations, 2015 mandated the formulation of certain policies for all listed Companies. All our Corporate Governance policies are available on our website (www.frontlinecorporation.org). The policies are reviewed periodically by the Board and updated based on need and new compliance requirement.

Name of Policy	Brief Description	Web Link
Code of Conduct	The Company has formulated and adopted code of Conduct for the Senior Management and officers of the Company.	www.frontlinecorporation.org
Remuneration Policy	The policy formulated the criteria for determining qualifications, Competencies, Positive attitude and independence for appointment of a Director (Executive/Non-Executive) and also the Criteria for determining the remuneration of the directors, Key Managerial Personnel and other employees.	www.frontlinecorporation.org
Insider Trading Policy	The Company has adopted the policy for regulate, monitor, and report trading by insiders & code of fair disclosure of unpublished price sensitive information for the Directors, KMP and other designated officers and connected persons of the Company	www.frontlinecorporation.org
Risk Management Policy	The Company has a structured risk management policy. The Risk management process is designed to safeguard the organization from various risks through adequate and timely actions. It is designed to anticipate, evaluate and mitigate risks in order to minimize its impact on the business. The potential risks are inventoried and integrated with the management process such that they receive the necessary consideration during decision making.	www.frontlinecorporation.org
Related Party Transaction	The Board of the Company has adopted the Policy and procedure with regard to Related Party Transactions. The policy envisages the procedure governing the materiality of Related Party Transactions and dealing with Related Party transactions required to be followed by Company to ensure compliance with the Law and Regulation.	www.frontlinecorporation.org
Whistle Blower Policy	The Company has adopted the Vigil Mechanism for directors and employees to report concerns about unethical behavior, actual or suspected fraud, or violation of the Companies code of conduct and ethics.	www.frontlinecorporation.org

CEO / CFO CERTIFICATION

To
The Board of Directors,
Frontline Corporation Limited.

I, Pawankumar Agarwal, Managing Director of Frontline Corporation Limited and Mr. Roshanlal Saklani, Chief Financial Officer of Frontline Corporation Limited, appointed in terms of Companies Act, 2013, hereby certify as follows:

I have reviewed Financial Statements and the Cash Flow Statement for the year ended on 31st March, 2018 and that to the best of my knowledge and belief, I State that;

- A.** (i) These Statements do not contain any materially untrue statement or omit any material fact or contain statements that might be misleading.
- (ii) These Statements together present a true and fair view of the Company's affairs and are in compliance with existing accounting standards, applicable laws and regulations.
- B.** There are, to the best of my knowledge and belief, no transactions entered into by the Company during the year which are fraudulent, illegal or violative of the Company's Code of Conduct.
- C.** I accept responsibility for establishing and maintaining internal controls for financial reporting and that have evaluated the effectiveness of internal control systems of the Company pertaining to financial reporting and have disclosed to the Auditors and the Audit Committee, deficiencies in the design or operation of such internal controls, if any, of which I am aware and the steps have been taken or proposed to be taken to rectify these deficiencies.
- D.** I have indicated to the Auditors and the Audit committee,
- (i) Significant changes in internal control over financial reporting during the year; Significant changes, if any, in accounting policies during the year and the same have been disclosed in the notes to the Financial Statement; and
- (ii) Instances of significant fraud of which I have become aware and the involvement therein, if any, of the management or an employee having significant role in the company's internal control system over financial reporting.

By Order of the Board of Directors

Sd/-
Roshanlal Saklani
Chief Financial Officer
PAN : AFHPS9049H

Sd/-
Pawankumar Agarwal
Managing Director
DIN : 00060418

Date: 17th August, 2018
Place: Ahmedabad

13. **CODE OF CONDUCT:**

The Board of Directors has laid down the Code of Conduct for all the Board Members and members of the senior Management. The code is a comprehensive code applicable to all Directors, Executive as well as Non - executive and members of the Senior Management. The Code has been circulated to all the members of the Board and Senior Management Personnel and compliance of the same has been affirmed by them. The Code is also displayed on the website of the Company. Further the Directors and the Senior Management of the Company has submitted disclosure to the Board that they do not have any material financial and commercial transactions that may have a potential conflict with the interest of the Company at large. A declaration given by the Managing Director is given below:

**DECLARATION BY THE MANAGING DIRECTOR PURSUANT
LISTING REGULATIONS**

To,
The Member of Company
Frontline Corporation Limited,

The Company has obtained from all the members of the Board and Senior Management Personnel of the Company, affirmation that they have complied with the Code of Ethics and Business Conduct framed for Directors and Senior Management Personnel in respect of the financial year 2017 - 2018."

For and on behalf of Board

Sd/-

PAWANKUMAR AGARWAL

MANAGING DIRECTOR

[DIN : 00060418]

Place : Ahmedabad
Date : 17th August, 2018

SECRETARIAL AUDITOR'S CERTIFICATE ON CORPORATE GOVERNANCE

To,
The Member of
FRONTLINE CORPORATION LIMITED

We, Jalan Alkesh & Associates Company Secretaries, Practicing Company Secretary of Frontline Corporation Limited. ('the Company') have examined the compliance of conditions of Corporate Governance by the Company for the year ended March 31, 2018 as stipulated in Regulation 17 to 27, clause (b) to (i) of Regulation 46(2) and paragraphs C and D of Schedule V of the Securities and Exchange Board of India (Listing Obligations and Disclosure Requirements) Regulations, 2015 ('SEBI Listing Regulations').

Management's Responsibility

The compliance of the conditions of Corporate Governance is the responsibility of the Management. This responsibility includes the design, implementation and maintenance of internal control and procedures to ensure the compliance with the conditions of the Corporate Governance stipulated in the SEBI Listing Regulations.

Auditor's Responsibility

Our responsibility is limited to examining the procedures and implementation thereof, adopted by the Company for ensuring compliance with the conditions of Corporate Governance. It is neither an audit nor an expression of opinion on the financial statements of the company.

We have examined the books of account and other relevant records and documents maintained by the Company for the purpose of providing reasonable assurance on the compliance with Corporate Governance requirements by the Company.

We have carried out an examination of the relevant records of the Company.

Opinion

Based on our examination of the relevant records and according to the information and explanations provided to us and representations provided by the Management, we certify that the Company has complied with the conditions of Corporate Governance as stipulated in Regulation 17 to 27, clause (b) to (i) of Regulation 46(2) and paragraphs C and D of Schedule V of the Listing Regulations during the year ended March 31, 2018 except for the following:

- a) ***There was delay in submission of results to BSE for the quarter and year ended on 31st March, 2017.***

We state that such compliance is neither an assurance as to the future viability of the Company nor the efficiency or effectiveness with which the management has conducted the affairs of the Company.

**For, Jalan Alkesh & Associates
Company Secretaries**

Sd/-
**Alkesh jalan
Proprietor
Membership No. 15677**

**Place: Ahmedabad
Date: 17th August, 2018**

INDEPENDENT AUDITOR'S REPORT

To,
The Members of
Frontline Corporation Limited

Report on the Standalone Indian Accounting Standard (Ind AS) Financial Statements

We have audited the accompanying standalone financial statements of FRONTLINE CORPORATION LIMITED ("the Company"), which comprise the Balance Sheet as at March 31, 2018, the Statement of Profit and Loss (including Other Comprehensive Income), the Cash Flow Statement and the Statement of Changes in Equity for the year then ended the cash flow statement for the year then ended and a summary of significant accounting policies and other explanatory information.

Management's Responsibility for the Standalone Ind AS Financial Statements

The Company's Board of Directors is responsible for the matters stated in Section 134(5) of the Companies Act, 2013 (the "Act") with respect to the preparation of these standalone Ind AS financial statements that give a true and fair view of the financial position, financial performance including Other Comprehensive Income, cash flows and Changes in Equity of the Company in accordance with the accounting principles generally accepted in India, including the Accounting Standards specified under Section 133 of the Companies Act, 2013, read with the Companies (Indian Accounting Standards) Rules, 2015, as amended.

This responsibility also includes maintenance of adequate accounting records in accordance with the provisions of the Act for safeguarding of the assets of the Company and for preventing and detecting frauds and other irregularities; selection and application of appropriate accounting policies; making judgments and estimates that are reasonable and prudent; and the design, implementation and maintenance of adequate internal financial controls that were operating effectively for ensuring the accuracy and completeness of the accounting records, relevant to the preparation and presentation of the Standalone Ind AS financial statements that give a true and fair view and are free from material misstatement, whether due to fraud or error, which have been used for the purpose of preparation of the financial statements by the Directors of the Company, as aforesaid.

Auditors' Responsibility

Our responsibility is to express an opinion on these standalone financial statements based on our audit.

We have taken into account the provisions of the Act, the accounting and auditing standards and matters which are required to be included in the audit report under the provisions of the Act and the Rules made there under.

We conducted our audit of the Standalone Ind AS financial statements in accordance with the Standards on Auditing specified under Section 143(10) of the Act and other applicable authoritative pronouncements issued by the Institute of Chartered Accountants of India. Those Standards and pronouncements require that we comply with ethical requirements and plan and perform the audit to obtain reasonable assurance about whether the standalone Ind AS financial statements are free from material misstatement.

An audit involves performing procedures to obtain audit evidence about the amounts and disclosures in the standalone Ind AS financial statements. The procedures selected depend on the auditor's judgment, including the assessment of the risks of material misstatement of the standalone Ind AS financial statements, whether due to fraud or error. In making those risk assessments, the auditor considers internal financial control relevant to the Company's preparation of the standalone Ind AS financial statements that give a true and fair view in order to design audit procedures that are appropriate in the circumstances, but not for the purpose of expressing an opinion on whether the Company has in place an adequate internal financial controls system over financial reporting and the operating effectiveness of such controls. An audit also includes evaluating the appropriateness of accounting policies used and the reasonableness of the accounting estimates made by the Company's board of directors, as well as evaluating the overall presentation of the standalone Ind AS financial statements.

We believe that the audit evidence we have obtained is sufficient and appropriate to provide a basis for our audit opinion on the standalone Ind AS financial statements.

Basis for Qualified Opinion

- **Note No. 6 regarding physical possession and selling of Land & Building taken by Punjab and Sind Bank.**
- **Note No. 6 and 37.8 for Demand Notice issued by UCO Bank and J&K bank by virtue of which some fixed assets details of which are given in detailed note of fixed assets have been symbolically possessed by the bank.**
- **Reference is invited Note No. 37.8 to the financial statements regarding corporate guarantee given by the company for credit facilities to Fairdeal Supplies Limited, a group company, and non-compliance of Section 295 of the companies Act, 1956.**
- **Non Provision of Interest of Rs. 5,03,41,942/- on Cash Credit and Packing Credit facilities availed from Punjab & Sindh Bank for current year as account declared as NPA(Non Performing Assets).**
- **Reference is invited Note No. 17 to the financial statements, according to which an amount of Rs. Rs. 5,36,44,817/- (Previous year Rs. Rs. 5,96,57,498/-) is outstanding which has been given to M/s. Gateway Commodities (P) Ltd. as loans. The management has explained that such loans have been given in the normal course of business. As per information made available to us and explanation given Rs. 60,12,681/- (previous year Rs. 53,99,081) have been recovered / adjusted during the current financial year. The management, based on internal assessments and evaluations, have represented that the balance outstanding advances are still recoverable/ adjustable and that no accrual for diminution of advances is necessary as at balance sheet date. The management has further represented that as significant amounts have been recovered/adjusted during the previous and current financial year and since constructive and sincere efforts are being put in for recovery of the said advances, they are confident of appropriately adjusting / recovering significant portions of the remaining outstanding balance of such amounts in the foreseeable future. However, we are unable to ascertain whether all the remaining outstanding advances, as above, are fully recoverable / adjustable since the outstanding balances as at balance sheet date are outstanding for a long period of time, and further that, neither the amount recovered nor interest provided on such long outstanding amounts in the current year, consequently, we are unable to ascertain whether all of the remaining balances as at balance sheet date are fully recoverable. Accordingly, we are unable to ascertain the impact, if any, that may arise in case any of these remaining advances are subsequently determined to be doubtful of recovery.**

Qualified Opinion

In our opinion and to the best of our information and according to the explanations given to us except for the effects of the matter described in the basis for qualified opinion paragraph noted below, the aforesaid standalone Ind AS financial statements give the information required by the Act in the manner so required and give a true and fair view in conformity with the accounting principles generally accepted in India:

- (a) In the case of Balance Sheet, of the state of affairs of the company as at 31st March, 2018;
- (b) In the case of Statement of Profit & Loss (including other Comprehensive Income), of the profit for the year ended on that date;
- (c) In the case of Cash Flow Statement, of the cash flows for the year ended on that date.
- (d) In the case of Changes in Equity for the year ended on that date.

Emphasis of Matter

We draw attention to the following matters in the Notes of the accompanying financial statement:

1. Non availability of balance confirmation from major suppliers and Customers and some bank accounts.
2. Non-provision of interest on NPA accounts of banks of Rs 3714. Lakhs. The exact amounts of the said non provisions are not determined and accounted by the company

Our opinion is not modified with respect to the above matters as listed under Emphasis of Matter.

Report on Other Legal and Regulatory Requirements

1. As required by section 143(3) of the Act, based on our audit, we report, to the extent applicable that:
 - a) We have sought and obtained all the information and explanations which to be best of our knowledge and belief were necessary for the purpose of our Audit;
 - b) In our opinion, proper books of account except for the effects of the matter described in Basis for qualified opinion paragraph above as required by law have been kept by the company so far as it appears from our examination of those books;
 - c) The Balance Sheet and the Statement of Profit and Loss (including Other Comprehensive Income), the statement of cash flow and the Statement of Changes in Equity dealt with this Report are in agreement with the books of Accounts;
 - d) In our opinion, the aforesaid standalone Ind AS financial statements comply with the Indian Accounting Standards specified under section 133 of the act, read with the Companies (Indian Accounting Standards) Rules, 2015, as amended;
 - e) In our opinion there are no observations or comments on the financial transactions, which may have an adverse effect on the functioning of the company except as stated above;
 - f) On the basis of the written representations received from the directors as on 31-03-2018 and taken on record by the Board of Directors, we report that none of the directors is disqualified as on 31st March 2018 from being appointed as a Director in terms of section 164(2) of the Act;
 - g) With respect to the adequacy of the internal financial controls over financial reporting of the Company and the operating effectiveness of such controls, refer to our separate report in Annexure-A; our report express an unmodified opinion on the adequacy and operating effectiveness of the Company's internal financial controls over financial reporting; and
 - h) With respect to the other matters to be included in the Auditor's Report in accordance with Rule 11 of the Companies (Audit and Auditors) Rules, 2014, in our opinion and to the best of our information and according to the explanations given to us:
 - a. the Company has disclosed the impact of pending litigations on its financial position in its standalone Ind AS financial statements (Refer Note to 37.8 the Ind AS financial statements);
 - b. the company did not have any long term contracts including derivative contracts for which there were any material foreseeable losses; and
 - c. there has been no delay in transferring amounts, required to be transferred, to the Investors Education and Protection Fund by the Company; and
 - d. The reporting on disclosures relating to Specified Bank Notes is not applicable to the Company for the year ended March 31, 2018.
2. As required by 'the Companies (Auditor's Report) Order, 2016', issued by the Central Government of India in terms of sub-section (11) of Section 143 of the Act (hereinafter referred to as the "Order"), and on the basis of such checks of the books and records of the Company as we considered appropriate and according to the information and explanations given to us, we give in the "Annexure - B" a statement on the matters specified in paragraphs 3 and 4 of the Order, to the extent applicable.

For, Paresh Thothawala & Co.
Chartered Accountants
Firm Reg. No. 114777W

CA Paresh K Thothawala
Partner

Date: 14th June, 2018

Place: Ahmedabad

Membership No.048435

Annexure - I to the Independent Auditors' Report

Refer to in our report of even date

i) In respect of its Fixed Assets:

- (a) The company has maintained proper records showing full particulars including quantitative details and situation of fixed assets.
- (b) As explained to us, all the fixed assets have been physically verified by the management in a phased periodical manner, which in our opinion is reasonable, having regard to the size of the company and nature of its assets. No material discrepancies were noticed on such physical verification. However UCO bank has taken symbolic possession of some of the fixed assets specified in the note of Fixed Assets which are provided as collateral security against credit facility enjoyed by Fairdeal Supplies Limited and Punjab & Sind Bank has taken physical possession of the fixed assets specified in the note of fixed assets. In our opinion, this periodicity of physical verification is reasonable having regard to the size of the company and the nature of its assets.
- (c) According to information and explanations given to us and on the basis of our examination of the conveyance deeds provided to us, we report that, the title deeds, comprising of the immovable properties of land and building which are free hold, are held in the name of the company as at the balance sheet date except the following properties whose title have not been conveyed in the name of the company having total carrying value of Rs. 91150/- as at 31st March, 2018.

Sr. No.	Description of Property	Status of Ownership	Carrying Value (Rs.)
1.	Agriculture Land Situating at Village Lakpath, Dist. Bhuj in the state of Gujarat	In the subject land, no agreement entered with the company. However unregistered Irrevocable Power of attorney is in the name of Mr. Pawankumar Agrawal, on behalf of the company. The titles have not been conveyed in the name of the company.	91,150/-

ii) Inventories:

As explained to us the company has conducted physical verification at reasonable intervals in respect of inventory. In our opinion, the frequency of such verification is reasonable. In our opinion and according to the information and explanations given to us, the discrepancies noticed on such verification, which were not material, have been properly dealt with in the books of account.

- iii) According to the information and explanations given to us, the Company has not granted any loans, secured or unsecured to Companies, firms, Limited Liability Partnerships or other parties covered in the register maintained under section 189 of the Act and hence provisions of Clause 3(iii) of the aforesaid Order are not applicable to the Company.
- iv) According to information and explanation given to us, the Company had given corporate guarantee of Rs. 318.00 Crore for credit facilities availed by its group company namely Fairdeal Supplies Limited from bank.

- v) According to the information and explanations given to us, the company has not accepted any deposits from the public within the meaning of section 73 to 76 of the act and Rules framed there under to the extend notified. Accordingly, the Paragraph 3(v) of the Order is not applicable to the Company.
- vi) To the best of our knowledge and based on the information and explanation given to us, the provision of maintenance of cost records under sub-section (1) of section 148(1) of the Act is not applicable to the company.
- vii) (a) In our opinion and according to information and explanation given to us and on the basis of our examination of records of the Company, the company is generally regular in depositing undisputed statutory dues including Provident fund, Employee's state insurance, Income Tax, Sales Tax, Service Tax, Duty of customs, Duty of Excise, Value added tax, entry tax, cess and other material statutory dues with the appropriate authorities though there has been a slight delay in few cases with regards to value added tax, entry tax, service tax, Goods and Service tax, and income tax (tax deducted at source).

According to the information and explanation given to us, no undisputed amount payable in respect of Provident fund, Employee's state insurance, Income Tax, Sales Tax, Service Tax, Duty of customs, Duty of Excise, Value added tax, entry tax, cess and other material statutory dues were in arrears of statutory dues as at 31st March 2018 except as under mentioned were outstanding for a period of more than 6 Months from the date they becomes payable.

Nature of Dues	Amount (Rs.)
Service Tax	148977/-
ESIC	12024/-

- (b) According to the information and explanation given to us and the records examined by us, the following dues of VAT have not been deposited by the company on account of dispute and the forum where is the dispute is pending are as under:

Name of the Statute	Nature of Dues	Amount (Rs.)	Period to which Amount relates	Forum Where dispute is pending
Gujarat Value Added Tax, 2003	VAT/CST	1,12,186	FY 2009-10	Commissioner of Commercial Tax

- (viii) According to the information and explanation given to us and as per the records of the Company examined by us, the Company has defaulted in repayment of due to bank / financial institutions and banks. Details are given below:

Name of lending Financial Institute and Nature of Account	Amount of Default in repayment	Period of Default	Remarks
Punjab & Sind Bank – Packing Credit	Rs. 20,00,00,000	01-04-2012 to 31-03-2018	Exclusive of interest up to 31.03.2017. Loan recalled on 31.03.2012
Punjab & Sind bank – CCPH 000315	Rs. 17,14,67,783	01-04-2012 to 31-03-2018	Exclusive of interest up to 31.03.2018. Loan recalled on 31.03.2012

The Company has not issued any debentures.

- ix) According to information and explanation given to us, the Company has not raised money by way of initial public offer or further public offer (including debt instruments). In our opinion and According to information and explanation given to us, on an overall basis, the term loans were applied by the company during the year for the purposes for which those were obtained.
- x) During the course of our examination of the books and records of the Company, carried out in accordance with the generally accepted auditing practices in India, and according to the information and explanations given to us, we have neither come across any instance of material fraud by the Company or on the Company by its officers or employees, noticed or reported during the year, nor have we been informed of any such case by the management.
- xi) According to the information and explanations give to us and based on our examination of the records of the Company, the Company has not paid / provided for managerial remuneration during the financial year. Accordingly, the Paragraph 3(xi) of the order is not applicable to the Company.
- xii) According to the information and explanations give to us, the Company is not a Nidhi Company. Accordingly the Paragraph 3(xii) of the Order is not applicable to the Company.
- xiii) According to the information and explanations give to us, The Company has entered into the transaction with the related parties in compliance with the provisions of the Section 177 and 188 of the Act, where applicable and the relevant details have been disclosed in the standalone Ind AS financial statements as required under Accounting Standard (AS) 18, Related Party Disclosures specified under Section 133 of the Act, read with Rule 7 of the Companies (Accounts) Rules, 2014 as applicable by the applicable Indian Accounting Standards.
- xiv) According to the information and explanations give to us, the Company has not made any preferential allotment or private placement of shares or fully or partly convertible debentures during the year under review and hence provisions of the paragraph 3(xiv) of the Order is not applicable to the Company.
- xv) According to the information and explanations give to us, the Company has not entered into any non-cash transactions with its directors or the persons connected with him during the year and hence provisions of paragraph 3(xv) of the Order is not applicable to the Company.
- xvi) According to the information and explanations give to us, the Company is not required to be registered Section 45-IA of the Reserve Bank of India Act, 1934 and hence provisions of paragraph 3(xvi) of the Order is not applicable to the Company.

For, Paresh Thothawala & Co.
Chartered Accountants
Firm Reg. No. 114777W

Sd/-
CA Paresh K Thothawala

Date: 14th June, 2018
Place: Ahmedabad

Partner
Membership No. 048435

**ANNEXURE - II to the Independent Auditor's Report of even date on the
Standalone Financial Statement of M/s FRONTLINE CORPORATION LIMITED.**

**Report on the Internal Financial Controls under Clause (i) of Sub-section 3 of Section 143 of the
Companies Act, 2013 ("the Act")**

We have audited the internal financial controls over financial reporting of *FRONTLINE CORPORATION LIMITED* (the Company') as of 31st March 2018 in conjunction with our audit of the standalone Ind As financial statements of the Company for the year ended on that date.

Management's Responsibility for Internal Financial Controls

The Company's management is responsible for establishing and maintaining internal financial controls based on the internal control over financial reporting criteria established by the Company considering the essential components of internal control stated in the Guidance Note on Audit of Internal Financial Controls over Financial Reporting (The Guidance Note) issued by the Institute of Chartered Accountants of India (ICAI). These responsibilities include the design, implementation and maintenance of adequate internal financial controls that were operating effectively for ensuring the orderly and efficient conduct of its business, including adherence to company's policies, the safeguarding of its assets, the prevention and detection of frauds and errors, the accuracy and completeness of the accounting records, and the timely preparation of reliable financial information, as required under the Companies Act, 2013 (the "Act").

Auditors' Responsibility

Our responsibility is to express an opinion on the Company's internal financial controls over financial reporting based on our audit. We conducted our audit in accordance with the Guidance Note and the Standards on Auditing, issued by ICAI and deemed to be prescribed under section 143(10) of the Companies Act, 2013, to the extent applicable to an audit of internal financial controls, both applicable to an audit of Internal Financial Controls and, both issued by the Institute of Chartered Accountants of India. Those Standards and the Guidance Note require that we comply with ethical requirements and plan and perform the audit to obtain reasonable assurance about whether adequate internal financial controls over financial reporting was established and maintained and if such controls operated effectively in all material respects.

Our audit involves performing procedures to obtain audit evidence about the adequacy of the internal financial controls system over financial reporting and their operating effectiveness. Our audit of internal financial controls over financial reporting included obtaining an understanding of internal financial controls over financial reporting, assessing the risk that a material weakness exists, and testing and evaluating the design and operating effectiveness of internal control based on the assessed risk. The procedures selected depend on the auditor's judgment, including the assessment of the risks of material misstatement of the standalone Ind AS financial statements, whether due to fraud or error.

We believe that the audit evidence we have obtained is sufficient and appropriate to provide a basis for our audit opinion on the Company's internal financial controls system over financial reporting.

Meaning of Internal Financial Controls over Financial Reporting

A company's internal financial control over financial reporting is a process designed to provide reasonable assurance regarding the reliability of financial reporting and the preparation of financial statements for external purposes in accordance with generally accepted accounting principles. A company's internal financial control over financial reporting includes those policies and procedures that

- (1) pertain to the maintenance of records that, in reasonable detail, accurately and fairly reflect the transactions and dispositions of the assets of the company;

- (2) provide reasonable assurance that transactions are recorded as necessary to permit preparation of financial statements in accordance with generally accepted accounting principles, and that receipts and expenditures of the company are being made only in accordance with authorizations of management and directors of the company; and
- (3) provide reasonable assurance regarding prevention or timely detection of unauthorized acquisition, use, or disposition of the company's assets that could have a material effect on the financial statements.

Inherent Limitations of Internal Financial Controls over Financial Reporting

Because of the inherent limitations of internal financial controls over financial reporting, including the possibility of collusion or improper management override of controls, material misstatements due to error or fraud may occur and not be detected. Also, projections of any evaluation of the internal financial controls over financial reporting to future periods are subject to the risk that the internal financial control over financial reporting may become inadequate because of changes in conditions, or that the degree of compliance with the policies or procedures may deteriorate.

Opinion

In our opinion, according to the information and explanations given to us and based on our audit, the following material weaknesses have been identified as at 31st March, 2018:

Qualified Opinion

- a) ***The company did not have internal control system for loans and Guarantee with regard to identification and assessment of credit worthiness. Further the internal control system regarding measures adopted for recovery is not adequate. These could potentially result in material misstatements in company's net worth and loans balances.***

In our opinion, because of the effect of the material weaknesses described above on the achievement of the objectives of the control criteria, the company has not maintained adequate and effective internal financial control over financial reporting as of March 31, 2018.

We have considered the material weaknesses identified and reported above in determining the nature, timing, and extent of audit tests applied in our audit of the March 31, 2018 financial statement of the company, and these material weaknesses have affected our opinion on the financial statement of the company and we have issued qualified opinion on the financial statements.

For, Paresh Thothawala & Co.
Chartered Accountants
Firm Reg. No. 114777W

Sd/-
CA Paresh K Thothawala

Date: 14th June, 2018
Place: Ahmedabad

Partner
Membership No. 048435

BALANCE SHEET AS AT 31ST MARCH, 2018

PARTICULARS	NOTES	AS AT	AS AT	AS AT
		31/03/2018	31/03/2017	01/04/2016
		Amount in Rs.	Amount in Rs.	Amount in Rs.
ASSETS				
(1) Non-current assets				
(a) Property, plant And Equipment	"5"	86,053,243	56,218,949	64,011,655
(b) Capital work-in-progress	"5"	-	-	1,992,421
(c) Investment property	"6"	264,532,814	268,697,051	270,843,457
(d) Other Intangible assets	"7"	2,393	13,670	34,403
(e) Financial assets				
(i) Loans				
(ii) Others	"8"	12,682,088	14,084,500	13,436,372
(f) Deffered tax assets(Net)	"9"	33,344,800	32,059,999	28,107,551
(g) Non Current Tax assets (Net)	"10"	13,334,394	11,337,373	17,264,086
(h) Other non current assets	"11"	2,419,038	6,097,381	6,368,082
(2) Current assets				
(a) Inventories	"12"	86,524,030	94,912,941	125,698,590
(b) Financial assets				
(i) Investments	"13"	2,664,158	2,430,713	100,000
(ii) Trade receivables	"14"	100,031,581	90,869,550	68,455,298
(iii) Cash and cash equivalents	"15"	6,368,820	4,901,847	6,583,240
(iv) Bank balances other than (iii) above	"16"	300,000	-	60,000
(v) Loans	"17"	113,913,272	117,176,985	120,830,784
(vi) Others	"18"	24,577,389	24,440,710	21,684,467
(c) Other current assets	"19"	21,453,248	7,874,584	10,161,137
Total Assets		768,201,268	731,116,252	755,631,543
EQUITY AND LIABILITIES				
Equity				
(a) Equity Share capital	"20"	49,774,500	49,774,500	49,774,500
(b) Other equity	"21"	23,792,801	4,592,085	(3,871,993)
Liabilities				
(1) Non - Current Liabilities				
(a) Financial liabilities				
(i) Borrowing	"22"	50,330,429	17,685,708	29,880,432
(2) Current Liabilities				
(a) Financial liabilities				
(i) Borrowing	"23"	481,698,633	482,118,468	475,698,523
(ii) Trade payables	"24"	132,794,769	148,127,778	157,592,568
(iii) Other Financial liabilities	"25"	20,950,541	16,110,046	16,330,547
(b) Other current liabilities	"26"	6,192,848	10,035,934	27,652,000
(c) Provisions	"27"	2,666,746	2,671,735	2,574,967
Total Equity and Liabilities		768,201,268	731,116,252	755,631,543
		(0.00)	(0.00)	-

**Significant Accounting Policies
Notes on Financial Statements**

"1 to 37"

As Per our Report of Even Date

On Behalf of Board of
Frontline Corporation Ltd

For Paresh Thothawala & Co.
Chartered Accountants
FRN: 114777W

Sd/-
S. K. Verma
Company Secretary

Sd/-
Narayanprasad Agarwal
Director
(DIN NO: 00060384)

Sd/-
Paresh K. Thothawala
Partner
M.No. 48435

Sd/-
R. K. Saklani
C.F.O.

Sd/-
Pawankumar Agarwal
Managing Director
(DIN NO: 00060418)

Date : 14/06/2018
Place : Ahmedabad

Date : 14/06/2018
Place : Ahmedabad

PROFIT & LOSS ACCOUNT FOR THE PERIOD ENDED 31 ST MARCH, 2018

PARTICULARS	NOTES	Year Ended 31/03/2018 Amount in Rs.	Year Ended 31/03/2017 Amount in Rs.
INCOME			
Revenue from Operations	"28"	442,529,641	433,548,364
Other Income	"29"	44,198,933	96,774,556
		486,728,573	530,322,920
EXPENDITURE			
Cost of Material Consumed		-	-
Purchase of Stock in Trade	"30"	215,504,717	235,170,663
Change in Inventories of Finished Goods, Stock in Trade & Work-in-Progress	"31"	8,385,789	30,782,528
Employee Benefits Expenses	"32"	45,040,746	43,795,224
Financial Costs	"33"	5,792,078	52,390,276
Depreciation and Amortisation Expense	"34"	14,867,341	14,206,425
Other Expenses	"35"	173,903,137	145,777,398
		463,493,809	522,122,513
Profit before Exceptional Items & Tax		23,234,763	8,200,408
Exceptional item		-	4,394,677
Profit / (Loss) before Tax		23,234,763	12,595,085
Tax Expenses			
Current Tax		5,250,000	4,350,000
Deferred Tax		(1,263,527)	(3,936,717)
Tax in respect of earlier years		-	3,682,544
Profit / (Loss) for the year from continuing operations		19,248,291	8,499,257
Other Comprehensive Income			
Items that will not be reclassified to profit or loss			
- Remeasurement of net defined benefit plans		(68,847)	(50,911)
- Income tax relating to above items		21,273	15,732
Total Comprehensive Income for the year		19,200,716	8,464,078
Paid-up equity share capital (Face Value of the Share Rs. 10/- each)		4,977,450	4,977,450
Earnings per equity share (for continuing operation):			
Basic		3.87	1.71
Diluted		3.87	1.71
Earnings per equity share (for discontinued operation):			
Basic		-	-
Diluted		-	-
Earnings per equity share (for continuing & discontinued operation):			
Basic		3.87	1.71
Diluted		3.87	1.71
Significant Accounting Policies	"1 to 37"		
Notes on Financial Statements			

As Per our Report of Even Date

On Behalf of Board of
Frontline Corporation Ltd.

For Paresh Thothawala & Co.
Chartered Accountants
FRN: 114777W

Sd/-
S. K. Verma
Company Secretary

Sd/-
Narayanprasad Agarwal
Director
(DIN NO: 00060384)

Sd/-
Paresh K. Thothawala
Partner
M.No. 48435

Sd/-
R. K. Saklani
C.F.O.

Sd/-
Pawankumar Agarwal
Managing Director
(DIN NO: 00060418)

Date : 14/06/2018
Place : Ahmedabad

Date : 14/06/2018
Place : Ahmedabad

STATEMENT OF CASH FLOW FOR THE YEAR ENDED ON MARCH 31, 2018

Particulars	For the year ended	
	31st March, 2018	31st March, 2017
A. CASH FLOW FROM OPERATING ACTIVITIES		
Profit before exceptional items and tax	23,234,763	8,200,408
Adjustments for :		
Depreciation and amortisation expense	14,867,341	14,206,425
Finance costs	5,792,078	52,390,276
Interest income	(9,146,987)	(9,546,124)
Settlement of Loan	-	(1,983,524)
Provision on doubtful financial assets	3,154,925	4,076,974
Provision Written back	(7,955,777)	(36,992,173)
Allowance for bad and doubtful debts	-	-
Unrealised Exchange difference	-	-
Net (gain) / loss on fair valuation of investments	(60,773)	19,287
Remeasurements of net defined benefit plans	(68,847)	(50,911)
Bad debts / assets written off	3,397,156	13,001,887
(Profit)/ loss on sale of Fixed Assets (Net)	(6,372,172)	(6,099,342)
(Profit)/ loss on sale of Investment	(27,184)	8,010
	3,579,760	29,030,784
Operating profit before working capital changes	26,814,524	37,231,192
Adjustments for :		
(Increase)/Decrease in trade and other receivables	(12,559,187)	(35,416,139)
(Increase)/Decrease in Inventories	8,388,910	30,785,650
(Increase)/Decrease in Other Receivable	(8,634,588)	(847,117)
Increase/(Decrease) in trade and other payables and provisions	(14,335,599)	(27,301,357)
Increase/(Decrease) in provisions	4,795,862	33,011,970
	(22,344,602)	233,007
Cash from operations	4,469,922	37,464,199
Direct tax paid(Net of refunds)	7,247,021	2,105,831
Net cash from operating activities before exceptional items	(2,777,099)	35,358,368
Exceptional items	-	-
NET CASH FROM CONTINUING OPERATION [A]	(2,777,099)	35,358,368
[B] CASH FLOWS FROM INVESTING ACTIVITIES		
Add:inflows from investing activities		
Sale of property,plant and equipment(including work in progress)	6,778,772	6,499,357
Sale of investments	4,754,512	1,491,990
Interest income	9,146,987	9,546,124
Proceeds from Loans & Advances	3,263,713	3,653,799
Less:outflows from investing activities		
Purchase of property,plant and equipment(including work in progress)	(40,932,721)	(2,654,176)
Purchase of investments	(4,900,000)	(3,850,000)
	(21,888,737)	14,687,094
NET CASH FROM INVESTING ACTIVITIES [B]		
[C] CASH FLOWS FROM FINANCING ACTIVITIES		
Add:inflows from financing activities		
Proceeds from long term borrowing(including loan transfer to capital reserve)	33,121,117	-
Proceeds from short term borrowing(working capital)	-	12,798,146
Less:outflows from financing activities		
Repayment from long term borrowing	-	(9,644,666)
Repayment from short term borrowing(working capital)	(419,835)	-
Repayment from unsecured loans	(367,497)	(2,593,511)
Interest paid	(5,900,978)	(52,346,823)
	26,432,807	(51,786,854)
NET CASH FROM FINANCING ACTIVITIES [C]		
NET INCREASE/(DECREASE) IN CASH & CASH EQUIVALENT [A+B+C]	1,766,971	(1,741,393)
Opening Balance of Cash and Cash Equivalents	4,901,847	6,643,240
Closing Balance of Cash and Cash Equivalents	6,668,820	4,901,847

Notes:

1. The cash flow statement has been prepared under the indirect method as prescribed in Indian accounting standard (IAS) 7
2. Additions to property, plant, equipment and intangible assets include movements of capital work-in-progress respectively during the year.

The amendment to Ind AS 7 Cash Flow Statement requires the entities to provide disclosures that enable users of the financial statements to evaluate changes in liabilities arising from financing activities, including both changes arising from cash flow and non-cash changes, suggesting inclusion of a reconciliation between the opening and closing balances in the Balance Sheet for liabilities arising from financing activities, to meet the disclosure requirements. This impact on the financial statements due to this amendment.

Particulars	Borrowings (Non-Current)*
As at 31st March 2017	506,469,372
Cash Flow Changes	34,580,209
Fair Value Changes	(108,900)
As at 31st March 2018	540,940,682

* Including current maturity of Non-Current Borrowings.

On Behalf of Board of
Frontline Corporation Ltd

For Paresh Thothawala & Co.
Chartered Accountants
FRN: 114777W

Sd/-
S. K. Verma
Company Secretary

Sd/-
Narayanprasad Agarwal
Director
(DIN NO: 00060384)

Sd/-
Paresh K. Thothawala
Partner
M.No. 48435

Sd/-
R. L. Saklani
C.F.O.

Sd/-
Pawankumar Agarwal
Managing Director
(DIN NO: 00060418)

Date : 14/06/2018
Place : Ahmedabad

Date : 14/06/2018
Place : Ahmedabad

Statement of Change in Equity

A. Equity Share Capital

Particulars	As at March 2018	As at March 2017
Balance as at 01-04-2017	49,774,500	49,774,500
Changes in Equity Share capital during the year	-	-
Balance at the end of the reporting year	49,774,500	49,774,500

B. Other Equity

	Share application money pending allotment	Equity component of compounded Financial Instruments	Capital Reserve	Securities Premium Reserve	General Reserves	Retained Earning	Debt instruments through other comprehensive income	Equity Instruments through other comprehensive income	Effective portion of Cash Flow Hedges	Revaluation Surplus	Exchange Difference on translating the financial statements of a foreign operation	Other items of Other Comprehensive Income	Money received against Share Warrants	Total
Balance at April 01, 2017 (A)	-	-	-	-	-	(3,871,993)	-	-	-	-	-	-	-	(3,871,993)
Additions during the year:	-	-	-	-	-	-	-	-	-	-	-	-	-	-
Profit for the year	-	-	-	-	-	8,499,257	-	-	-	-	-	-	-	8,499,257
Items of OCI for the year, net of tax	-	-	-	-	-	-	-	-	-	-	-	-	-	-
Remeasurement benefit of defined benefit plans	-	-	-	-	-	(35,180)	-	-	-	-	-	-	-	(35,180)
Total Comprehensive Income for the year (B)	-	-	-	-	-	84,64,078	-	-	-	-	-	-	-	84,64,078
Reductions during the year: (C)	-	-	-	-	-	-	-	-	-	-	-	-	-	-
Balance as at 31st March, 2017(D) = (A+B+C)	-	-	-	-	-	4,592,085	-	-	-	-	-	-	-	4,592,085
Additions during the year:	-	-	-	-	-	-	-	-	-	-	-	-	-	-
Profit for the year	-	-	-	-	-	19,248,291	-	-	-	-	-	-	-	19,248,291
Items of OCI for the year, net of tax	-	-	-	-	-	-	-	-	-	-	-	-	-	-
Remeasurement benefit of defined benefit plans	-	-	-	-	-	(47,574)	-	-	-	-	-	-	-	(47,574)
Total Comprehensive Income for the year (E)	-	-	-	-	-	19,200,717	-	-	-	-	-	-	-	19,200,717
Reductions during the year: (F)	-	-	-	-	-	-	-	-	-	-	-	-	-	-
Balance as at 31st March, 2018(G) = (D+E+F)	-	-	-	-	-	23,792,801	-	-	-	-	-	-	-	23,792,801

On Behalf of Board of
Frontline Corporation Ltd

For Paresh Thothawala & Co.
Chartered Accountants
FRN: 114777W

Sd/-
Paresh K. Thothawala
Partner
M.No. 48435
Date : 14/06/2018
Place : Ahmedabad

Sd/-
Narayanprasad Agarwal
Director
(DIN NO: 00060384)
Sd/-

Pawankumar Agarwal
Managing Director
(DIN NO: 00060418)

Date : 14/06/2018
Place : Ahmedabad

Notes forming part of Standalone Financial Statement for the year ended 31st March, 2018

1. Corporate Information

FRONTLINE CORPORATION LIMITED (“the company”) was incorporated in the year 2003 having its registered office at 4, B.B.D.Bag(EAST), Stephen House, Room No-5, 1st Floor, Kolkata-700 001 to carry out the business of Transportation of Goods, Trading in Automobile parts & Lubricants, Generation of Wind Power, Supply of Man Power and Renting of Immovable property.

2. SIGNIFICANT ACCOUNTING POLICIES:

2.1 Statements of compliance

The standalone financial statements of the company have been prepared in accordance with Indian Accounting Standards (“Ind AS”) notified under section 133 of the Companies act 2013 read together with the rules notified there under. The accounting policies as set out below have been applied consistently to all years presented in the standalone financial statement.

Upto the year ended March 31, 2017, the Company prepared its financial statements in accordance with the requirements of previous GAAP, which includes Standards notified under the Companies (Accounting Standards) Rules, 2006. These are the Company’s first Ind AS financial statements. The date of transition to Ind AS is April 1, 2016. Refer Note 4 for the details of first-time adoption exemptions availed by the Company.

2.2 BASIS OF PREPARATION AND PRESENTATION

These financial statements have been prepared on the historical cost basis, except for certain financial instruments which are measured at fair values at the end of each reporting period, as explained in accounting policies below.

Historical cost is generally based on the fair value of the consideration given in the exchange for goods and services.

Fair value is the price that would be received to sell an asset or paid to transfer a liability in an orderly transaction between market participants at the measurement date, regardless of whether that price is directly observable or estimated using another valuation technique. In estimating the fair values of an asset or a liability, the Company takes into account the characteristics of the asset or liability if market participants would take those characteristics into account when pricing the asset or liability at the measurement date. The principal or the most advantageous market must be accessible by the Company. The fair value of an asset or a liability is measured using the assumptions that market participants would use when pricing the asset or liability, assuming that market participants act in their economic best interest.

A fair value measurement of a non-financial asset takes into account a market participant’s ability to generate economic benefits by using the asset in its highest and best use or by selling it to another market participant that would use the asset in highest and best use.

When measuring the fair value of an asset or liability, the Company uses observable market data as far as possible. If the inputs used to measure the fair value of an asset or liability fall into different levels of the fair value hierarchy, then the fair value measurement is categorised in its entirety in the same level of the fair value hierarchy as the lowest level input that is significant to the entire measurement. For assets and liabilities that are recognized in balance sheet on a recurring basis, the Company determines whether transfers have occurred between levels in the hierarchy by re-assessing categorization (based on the lowest level input that is significant to the fair value measurement as a whole) at the end of each reporting period.

Fair value for measurement and/or disclosure purposes in these financial statements is determined on such a basis, except for leasing transactions that are within the scope of Ind AS 17, and measurements that have some similarities to fair value but are not fair value, such as net realizable value in Ind AS 2 or value in use in Ind AS 36.

For the purpose of fair value disclosures, the Company has determined classes of assets and liabilities on the basis of nature, characteristics and risks of asset or liability and the level of the fair value hierarchy as explained above.

The principal accounting policies are set out below:

2.3 Inventories

Inventories comprise all cost of purchase, and other costs incurred in bringing the inventories to their present location and condition.

Finished goods purchased for sale, are carried at cost or net realisable value whichever is lower. Excise duty is included in the value of finished goods inventory. Obsolete and slow moving items are valued at cost or estimated net realisable value whichever is lower.

2.4 Cash Flow Statement

Cash flows are reported using the indirect method, whereby profit before tax is adjusted for the effects of transactions of a non-cash nature, any deferrals or accruals of past or future operating cash receipts or payments and item of income or expenses associated with investing or financing cash flows. The cash flows are segregated into operating, investing and financing activities based on the extent of information available.

Cash and cash equivalents:

Cash and cash equivalents comprise cash in hand, demand deposits with banks/corporations and short-term highly liquid investments (original maturity less than 3 months) that are readily convertible into known amount of cash and are subject to an insignificant risk of change in value.

2.5 Taxation

Income tax expense represents the sum of the current tax and deferred tax.

2.5.1 Current Tax

The tax currently payable is based on taxable profit for the year. Taxable profit differs from 'profit before tax' as reported in the Statement of Profit and Loss because of items of income and expense that are taxable or deductible in the other years and items that are never taxable or deductible. The Company's current tax is calculated using tax rates and laws that have been enacted or substantively enacted by the end of the reporting period.

2.5.2 Deferred tax

Deferred tax is recognized on temporary differences between the carrying amounts of assets and liabilities in the Financial Statements and the corresponding tax bases used in the computation of taxable profit.

Deferred tax liabilities are generally recognized for all taxable temporary differences. Deferred tax assets are generally recognized for all deductible temporary differences to the extent that it is probable that taxable profit will be available against which those deductible temporary differences can be utilised. Such deferred tax assets and liabilities are not recognized if the temporary difference arises from the initial recognition of assets and liabilities in a transaction that affects neither the taxable profit nor the accounting profit.

The carrying amount of deferred tax assets is reviewed at the end of each reporting period and reduced to the extent that sufficient taxable profits will be available to allow all or part of the deferred tax asset to be utilised.

Deferred tax liabilities and assets are measured at that are expected to apply in the period in which the liability is settled or the asset realised, based enacted or substantively enacted by the end of the reporting period.

The measurement of the deferred tax liabilities and assets reflects the tax consequences that would follow from the manner in which the Company expects, at the end of the reporting period, to recover or settle the carrying amount of its assets and liabilities.

2.5.3 Current and deferred tax for the year

Current and deferred tax expense is recognized in the Statement of Profit and Loss, except when they relate to the items that are recognized in other comprehensive income or directly in equity, in which case, the current and deferred tax are also recognized in other comprehensive income or directly in equity respectively.

2.6 Property, Plant and Equipment (Including capital work in progress)

Property, plant and equipment are carried at historical cost less accumulated depreciation and impairment losses, if any. The cost of property, plant and equipment comprises the purchase price net of any trade discounts and rebates, any import duties and other taxes (other than those subsequently recoverable) and includes interest on borrowings attributable to acquisition of qualifying property, plant and equipment to the date the asset is ready for its intended use and other incidental expenses incurred up to that date. Subsequent expenditure relating to property, plant and equipment's is capitalised only if such expenditure results in an increase in the future benefits from such asset beyond its previously assessed standard of performance.

Property, Plant and Equipment acquired and put to use for project purpose are capitalised and depreciation thereon is included in the project cost till the project is ready for its intended use.

Any part or components of property, plant and equipment which are separated identifiable and expected to have a useful life which are different from that of the main assets are capitalised separated, based on the technical assessment of the management.

Projects under which assets are not ready for their intended use and other capital work-in-progress are carried at cost, comprising direct cost, related incidental expenses and attributable interest.

Property, plant and equipment retired from active use and held for sale are stated at the lower of their net book value and net realisable value and are disclosed separately.

For transition to IND AS, the company has elected to continue with the carrying value of all its property, plant and equipment recognized as of April 1, 2016 (transition date) measured as per the previous GAAP and use that carrying value as its deemed cost as of the transition date.

Capital work in progress represents projects under the property, plant and equipment's are not intended use and are carried at cost determined as aforesaid.

2.6.1 Depreciation

Depreciation is provided for property, plant and equipment so as to expense the cost over their estimated useful lives based on technical evaluation. The estimated useful lives are reviewed at the end of each reporting period, with the effect of any change in estimate accounted for on a prospective basis.

The estimated useful lives are as mentioned below:

Type of Asset	Depreciation method	Useful lives (Years)
Building	Straight line method	60
Plant and machinery	Straight line method	15
Computer equipment	Straight line method	3
Vehicles(Trucks)	Straight line method	6
Office equipment	Straight line method	5
Electrical installations	Straight line method	10
Furniture & Fixtures	Straight line method	10

2.7 Investment properties:

Investment properties comprise portion of freehold land and office buildings that are held for long-term rental yields and /or for capital appreciation. Investment properties are initially recognized at cost. Subsequently investment property comprising of buildings is carried at cost less accumulated depreciation and accumulated impairment losses, if any.

The cost includes the cost of replacing parts and borrowing costs for long-term construction projects if the recognition criteria are met. When significant parts of the investment property are required to be replaced at intervals, the Company depreciates them separately based on their specified useful lives. All other repair and maintenance costs are recognized in profit and loss as incurred.

Depreciation on building is provided over the estimated useful lives as specified in Schedule II to the Companies Act, 2013. The useful lives and depreciation method of investments properties are reviewed, and adjusted on prospective basis as appropriate, at each balance sheet date. The effects of any revision are included in the statements of profit and loss when the changes arise.

Investment properties are derecognized when either they have been disposed of or when the investment property is permanently withdrawn from use no future economic benefit is expected economic benefit is expected from its disposal.

The difference between the net disposal proceeds and the carrying amount of the asset is recognized in the statements of profit and loss in the period of de-recognition.

2.8 Impairment of non financial assets:

AS at each balance sheet date, the Company assesses whether there is an indication that an asset may be impaired and also whether there is an indication of reversal of impairment loss recognized in the previous periods. If any indication exists, or when annual impairment testing for an asset is required, if any, the company determines the recoverable amount and impairment loss is recognized when the carrying amount of an asset exceeds its recoverable amount.

Recoverable amount is determined:

In the case of an individual assets, at the higher of the fair value less cost to sell and the value in use; and

In the case of cash generating unit (a company of assets that generates identified , independent cash flows), at the higher of the cash generating unit's fair value less cost to sell and the value in use.

In assessing value in use, the estimated future cash flows are discounted to their present value using a pre-tax discount rate that reflects current market assessments of the time value of money and the risks specific to the asset. In determining fair value less costs of disposal, recent market transactions are taken into account. If no such transaction can be identified, an appropriate valuation model is used. These calculations are corroborated by valuation multiples, quoted share price for publicly traded companies or other available fair value indicators.

The Company bases its impairment calculation on detailed budgets and forecast calculations, which are prepared separately for each of the company's CGUs to which the individual assets are allocated. These budget and forecast calculation generally cover a period of five years. For longer periods, a long-term growth rate is calculated and applied to project future cash flows after the fifth year.

Impairment losses of continuing operations, including impairment on inventories, are recognized in the statement of profit and loss, except for properties previously revalued with the revaluation taken to other Comprehensive income (the 'OCI'), if any. For such properties, the impairment is recognized in OCI to the amount of any previous revaluation.

2.9 Intangible assets

Intangible assets are recognized when it is probable that the future economic benefits that are attributable to the assets will flow to the company and the cost of the asset can be measured reliably.

The intangible assets are recorded at cost and amortized on straight line basis over the estimated useful lives as follows:

Intangible Assets	Estimated useful Life (Years)
Software	3

For transition to Ind AS, the Company has elected to continue with the carrying value of all of its intangible assets recognized as of the previous GAAP and use that carrying value as deemed cost as of the transition date.

2.10 Amortisation

Intangible assets are amortized over the estimated useful life of 3 years on straight line method.

Intangible assets with indefinite useful lives, if any are not amortised, but are tested for impairment annually, either individually or at the cash-generating unit level. The assessment of indefinite life is reviewed annually to determine whether the indefinite life continues to be supportable. If not, the change in useful life from indefinite to finite is made on a prospective basis.

Gains or losses arising from de-recognition of an intangible asset are measured as the difference between the net disposal proceeds and the carrying amount of the asset and are recognized in the statement of profit and loss when the asset is derecognized.

2.11 Revenue recognition

Sale of Goods/Services

Revenue is recognized to the extent it is probable that the economic benefits will flow to the company and that the revenue can be reliably measured, regardless of when the payment is being made. Revenue is measured at the fair value of consideration received or receivable, taking into account contractually defined terms of payment and excluding taxes or duties collected on behalf of the government. The Company assesses its revenue arrangements against specific criteria, i.e., whether it has exposure to the significant risks and rewards associated with the sale of goods or the rendering of services, in order to determine if it is acting as a principal or as an agent. Revenue is recognized, net of trade discounts, sales tax, service tax, VAT or other taxes, as applicable.

Revenue from goods transport services is recognized when goods are delivered to the customers/near transshipment points.

Rent income is recognized on straight line basis over the period of agreement.

Power distribution

Revenue from power distribution business is recognized upon deposit of units of generated power at the grid of the purchasing customer and billing to the customers and includes unbilled revenues accrued up to the end of the accounting year. Customers are billed as per the tariff rates issued by electricity regulatory commission. Interest is accounted on accrual basis on overdue bills.

Interest income

For all financial assets measured either at amortized cost or at fair value through other comprehensive income, interest income is recorded using the effective interest rate (EIR). EIR is the rate that exactly discounts the estimated future cash payments or receipts over the expected life of the financial instrument or a shorter period, where appropriate, to the gross carrying amount of the financial asset or to the amortized cost of a financial liability. When calculating the effective interest rate, the company estimates the expected cash flows by considering all the contractual terms of the financial instrument. Interest income is included in other income in the statement of profit and loss.

Other Income

Dividend Income from investments is recognized when the shareholder's right to receive payment is established, which is generally when shareholders approve the dividend.

Insurance claims are accounted for on the basis of claims admitted/expected to be admitted and to the extent that the amount recoverable can be measured reliably and it is reasonable to expect ultimate collection.

2.12 Employee Benefits

Employee benefits are accrued in the period in which the associated services are rendered by the employees of the Company, as detailed below:

Defined contribution plans

The Company's contribution to State Governed provided fund scheme, Employee State Insurance scheme and Employee pension scheme are considered as defined contribution plans and expenses are recognized in the Statement of Profit and Loss based on the amount of contribution required to be made and when services are rendered by the employees.

Defined benefit plans

The cost of the defined benefit plans and the present value of the defined benefit obligation are based on actuarial valuation using the projected unit credit method. An actuarial valuation involves making various assumptions that may differ from actual developments in the future. These include the determination of the discount rate, future salary increases and mortality and its long term nature, a defined benefit obligation is highly sensitive to changes in these assumptions. All assumptions are reviewed at each reporting date.

The Company accrues for liability towards Gratuity which is a defined benefit plan. The present value of obligation under such defined benefit plan is determined based on actuarial valuation as the balance sheet date, using the Projected Unit Credit Method. Remeasurement, comprising actuarial gains and losses, the effect of the changes to the asset ceiling (if applicable) and the return on plan assets (excluding net interest), is reflected immediately in the balance sheet with a charge or credit recognized in other comprehensive income in the period in which they occur. Remeasurement recognized in other comprehensive income is reflected immediately in retained earnings and is not reclassified to profit or loss. Past service cost is recognized in profit or loss in the period of a plan amendment. Net interest is calculated by applying the discount rate at the beginning of the period to the net defined benefit liability or asset. Defined benefit costs are categorized as follows:

- Service cost (including current service cost, past service cost, as well as gains and losses on curtailments and settlements);
- Net interest expense or income; and
- Remeasurement

The Company presents the first two components of defined benefit costs in profit or loss in the line item 'Employee benefits expense'. Curtailment gains and losses are accounted for as past service costs.

The retirement benefit obligation recognized in the balance sheet represents the actual deficit or surplus in the Company's defined benefit plans. Any surplus resulting from this calculation is limited to the present value of any economic benefits available in the form of refunds from the plans or reductions in future contributions to the plans.

Compensated absences

Compensated absences which are not expected to occur within twelve months after the end of the period in which the employee renders the related services are recognized as an actuarially determined liability at the present value of the obligation at the Balance sheet date.

2.14 Lease

Operating Lease

As a lessee

Leases in which a significant portion of the risks and rewards of ownership are not transferred to the Company, as lessee, are classified as operating leases. Payments made under operating leases are charged to the Statement of Profit and Loss on a straight-line basis over the period of the lease unless

the payments are structured to increase in line with expected general inflation to compensate for the Company's expected inflationary cost increases.

As a lessor

Lease income from operating leases where the Company is a lessor is recognised in income on a straight-line basis over the lease term unless the receipts are structured to increase in line with expected general inflation to compensate for the expected inflationary cost increases. The respective leased assets are included in the balance sheet based on their nature.

2.15 Foreign Currency transactions:

The functional currency of the Company is Indian Rupees which represents the currency of the primary economic environment in which it operates.

"In preparing the financial statements, transactions in currencies other than the entity's functional currency (foreign currencies) are recognized at the rates of exchange prevailing at the dates of the transactions. At the end of each reporting period, monetary items denominated in foreign currencies are retranslated at the rates prevailing at that date. Non-monetary items are carried at fair value that are denominated in foreign currencies are retranslated at the rates prevailing at the date when the fair value was determined.

2.16 Borrowing costs:

- a) Borrowing costs that are attributable to the acquisition, construction, or production of a qualifying asset are capitalized as a part of the cost such asset till such time the asset is ready for its intended use or sale. A qualifying asset is an asset that necessarily requires a substantial period of time (generally over twelve months) to get ready for its intended use or sale.
- b) All other borrowing costs are recognized as expenses in the period in which they are incurred.

2.17 Financial instruments

Financial assets and financial liabilities are recognized when a Company entity becomes a party to the contractual provisions of the instruments.

Financial assets and financial liabilities are initially measured at fair value. Transaction costs that are directly attributable to the acquisition or issue of financial assets and financial liabilities (other than financial assets and financial liabilities at fair value through profit or loss) are added to or deducted from the fair value of the financial assets or financial liabilities, as appropriate, on initial recognition. Transaction costs directly attributable to the acquisition of financial assets or financial liabilities at fair value through profit or loss are recognized immediately in profit or loss.

2.17.1 Financial assets

All regular way purchases or sales of financial assets are recognized and derecognized on a trade date basis. Regular way purchases or sales are purchases or sales of financial assets that require delivery of assets within the time frame established by regulation or convention in the marketplace.

All recognized financial assets are subsequently measured in their entirety at either amortized cost or fair value, depending on the classification of the financial assets.

Classification of financial assets

Debt instruments that meet the following conditions are subsequently measured at amortized cost:

- The asset is held within a business model whose objective is to hold assets in order to collect contractual cash flows; and
- the contractual terms of the instrument give rise on specified dates to cash flows that are solely payments of principal and interest on the principal amount outstanding.

For the impairment policy on financial assets measured at amortised cost, refer para of Impairment of financial assets.

Debt instruments that meet the following conditions are subsequently measured at fair value through other comprehensive income:

- The asset is held within a business model whose objective is achieved both by collecting Contractual cash flows and selling financial assets; and
- the contractual terms of the instrument give rise on specified dates to cash flows that are solely payments of principal and interest on the principal amount outstanding.

Interest income is recognized in profit or loss for FVTOCI debt instruments. For the purposes of recognizing foreign exchange gains and losses, FVTOCI debt instruments are treated as financial assets measured at amortized cost. Thus, the exchange differences on the amortized cost are recognized in profit or loss and other changes in the fair value of FVTOCI financial assets are recognized in other comprehensive income and accumulated under the heading of 'Reserve for debt instruments through other comprehensive income'. When the investment is disposed of, the cumulative gain or loss previously accumulated in this reserve is reclassified to profit or loss.

For the impairment policy on debt instruments at FVTOCI, refer Para of Impairment of financial assets. All other financial assets are subsequently measured at fair value.

Effective interest method

The effective interest method is a method of calculating the amortized cost of a debt instrument and of allocating interest income over the relevant period. The effective interest rate is the rate that exactly discounts estimated future cash receipts (including all fees and points paid or received that form an integral part of the effective interest rate, transaction costs and other premiums or discounts) through the expected life of the debt instrument, or, where appropriate, a shorter period, to the net carrying amount on initial recognition.

Income is recognized on an effective interest basis for debt instruments other than those financial assets classified as at FVTPL. Interest income is recognized in profit or loss and is included in the "Other income" line item.

Financial assets at fair value through profit or loss (FVTPL)

Debt instruments that do not meet the amortised cost criteria or FVTOCI criteria (see above) are measured at FVTPL. In addition, debt instruments that meet the amortised cost criteria or the FVTOCI criteria but are designated as at FVTPL are measured at FVTPL.

Financial assets at FVTPL are measured at fair value at the end of each reporting period, with any gains or losses arising on remeasurement recognized in profit or loss. The net gain or loss recognized in profit or loss incorporates any dividend or interest earned on the financial asset and is included in the 'Other income' line item. Dividend on financial assets at FVTPL is recognised when the Company's right to receive the dividends is established, it is probable that the economic benefits associated with the dividend will flow to the entity, the dividend does not represent a recovery of part of cost of the investment and the amount of dividend can be measured reliably.

Impairment of financial assets

The Company applies the expected credit loss model for recognizing impairment loss on financial assets measured at amortized cost, debt instruments at FVTOCI, lease receivables, trade receivables, other contractual rights to receive cash or other financial asset, and financial guarantees not designated as at FVTPL.

Expected credit losses are the weighted average of credit losses with the respective risks of default occurring as the weights. Credit loss is the difference between all contractual cash flows that are due to the Company in accordance with the contract and all the cash flows that the Company expects to receive (i.e. all cash shortfalls), discounted at the original effective interest rate (or credit-adjusted

effective interest rate for purchased or originated credit-impaired financial assets). The Company estimates cash flows by considering all contractual terms of the financial instrument (for example, prepayment, extension, call and similar options) through the expected life of that financial instrument.

The Company measures the loss allowance for a financial instrument at an amount equal to the lifetime expected credit losses if the credit risk on that financial instrument has increased significantly since initial recognition. If the credit risk on a financial instrument has not increased significantly since initial recognition, the Company measures the loss allowance for that financial instrument at an amount equal to 12-month expected credit losses. 12-month expected credit losses are portion of the life-time expected credit losses and represent the lifetime cash shortfalls that will result if default occurs within the 12 months after the reporting date and thus, are not cash shortfalls that are predicted over the next 12 months.

If the Company measured loss allowance for a financial instrument at lifetime expected credit loss model in the previous period, but determines at the end of a reporting period that the credit risk has not increased significantly since initial recognition due to improvement in credit quality as compared to the previous period, the Company again measures the loss allowance based on 12-month expected credit losses.

When making the assessment of whether there has been a significant increase in credit risk since initial recognition, the Company uses the change in the risk of a default occurring over the expected life of the financial instrument instead of the change in the amount of expected credit losses. To make that assessment, the Company compares the risk of a default occurring on the financial instrument as at the reporting date with the risk of a default occurring on the financial instrument as at the date of initial recognition and considers reasonable and supportable information, that is available without undue cost or effort, that is indicative of significant increases in credit risk since initial recognition.

For trade receivables or any contractual right to receive cash or another financial asset that result from transactions that are within the scope of Ind AS 11 and Ind AS 18, the Company always measures the loss allowance at an amount equal to lifetime expected credit losses.

Further, for the purpose of measuring lifetime expected credit loss allowance for trade receivables, the Company has used a practical expedient as permitted under Ind AS 109. This expected credit loss allowance is computed based on a provision matrix which takes into account historical credit loss experience and adjusted for forward-looking information.

The impairment requirements for the recognition and measurement of a loss allowance are equally applied to debt instruments at FVTOCI except that the loss allowance is recognized in other comprehensive income and is not reduced from the carrying amount in the balance sheet.

Derecognition of financial assets

The Company derecognizes a financial asset when the contractual rights to the cash flows from the asset expire, or when it transfers the financial asset and substantially all the risks and rewards of ownership of the asset to another party.

On derecognition of a financial asset in its entirety, the difference between the asset's carrying amount and the sum of the consideration received and receivable and the cumulative gain or loss that had been recognized in other comprehensive income and accumulated in equity is recognized in profit or loss if such gain or loss would have otherwise been recognized in profit or loss on disposal of that financial asset.

On derecognition of a financial asset other than in its entirety (e.g. when the Company retains an option to repurchase part of a transferred asset), the Company allocates the previous carrying amount of the financial asset between the part it continues to recognize under continuing involvement, and the part it no longer recognizes on the basis of the relative fair values of those parts on the date of the transfer. The difference between the carrying amount allocated to the part that is no longer recognized and the sum of the consideration received for the part no longer recognized and any cumulative gain or loss allocated to it that had been recognized in other comprehensive income is recognized in profit

or loss if such gain or loss would have otherwise been recognized in profit or loss on disposal of that financial asset. A cumulative gain or loss that had been recognized in other comprehensive income is allocated between the part that continues to be recognized and the part that is no longer recognized on the basis of the relative fair values of those parts.

2.17.2 Financial liabilities

All financial liabilities are subsequently measured at amortized cost using the effective interest method or at FVTPL.

However, financial liabilities that arise when a transfer of a financial asset does not qualify for derecognition or when the continuing involvement approach applies, financial guarantee contracts issued by the Company, and commitments issued by the Company to provide a loan at below-market interest rate are measured in accordance with the specific accounting policies set out below.

Financial liabilities subsequently measured at amortized cost

Financial liabilities that are not held-for-trading and are not designated as at FVTPL are measured at amortized cost at the end of subsequent accounting periods. The carrying amounts of financial liabilities that are subsequently measured at amortized cost are determined based on the effective interest method. Interest expense that is not capitalized as part of costs of an asset is included in the 'Finance costs' line item.

The effective interest method is a method of calculating the amortized cost of a financial liability and of allocating interest expense over the relevant period. The effective interest rate is the rate that exactly discounts estimated future cash payments (including all fees and points paid or received that form an integral part of the effective interest rate, transaction costs and other premiums or discounts) through the expected life of the financial liability, or (where appropriate) a shorter period, to the net carrying amount on initial recognition.

Financial guarantee contracts

A financial guarantee contract is a contract that requires the issuer to make specified payments to reimburse the holder for a loss it incurs because a specified debtor fails to make payments when due in accordance with the terms of a debt instrument.

Financial guarantee contracts issued by a Company entity are initially measured at their fair values and, if not designated as at FVTPL, are subsequently measured at the higher of:

- The amount of loss allowance determined in accordance with impairment requirements of Ind A S 109; and
- The amount initially recognized less, when appropriate, the cumulative amount of income recognized in accordance with the principles of Ind AS 18.

Derecognition of financial liabilities

The Company derecognizes financial liabilities when, and only when, the Company's obligations are discharged, cancelled or have expired. An exchange between with a lender of debt instruments with substantially different terms is accounted for as an extinguishment of the original financial liability and the recognition of a new financial liability. Similarly, a substantial modification of the terms of an existing financial liability (whether or not attributable to the financial difficulty of the debtor) is accounted for as an extinguishment of the original financial liability and the recognition of a new financial liability. The difference between the carrying amount of the financial liability derecognized and the consideration paid and payable is recognized in profit or loss.

Financial liabilities at FVTPL are stated at fair value, with any gains or losses arising on remeasurement recognized in profit or loss. The net gain or loss recognized in profit or loss incorporates any interest paid on the financial liability and is included in the 'Other income' line item.

2.18 Earnings per share

Basic earnings per share are computed by dividing the net profit after tax by weighted average number of equity shares outstanding during the period. Diluted earnings per share is computed by dividing the profit after tax by weighted average number of shares outstanding during the period are adjusted for the effects of all dilutive potential equity shares, if any

2.19 Provisions and Contingencies

Provisions are recognized when the Company has a present obligation (legal or constructive) as a result of a past event, it is probable that the Company will be required to settle the obligation, and a reliable estimate can be made of the amount of the obligation.

The amount recognized as a provision is the best estimate of the consideration required to settle the present obligation at the end of the reporting period, taking into account the risks and uncertainties surrounding the obligation. When a provision is measured using cash flows estimated to settle the present obligation, its carrying amount is the present value of those cash flows (when the effect of the time value of money is material).

Contingent assets are disclosed in the Financial Statements by way of notes to account when an inflow of economic benefits is probable.

Contingent liability is disclosed in the case of:

- A present obligation arising from past events, when it is not probable that an outflow of resources will be require to settle the obligation ;
- A present obligation arising from past events, when no reliable estimate is possible; and
- A present obligation arising from past events, unless the probability of outflow of resources is remote.

Commitments include the amount of purchase order (net of advances) issued to parties for completion/ purchase of assets.

Provisions, contingent liabilities, contingent assets and commitments are reviewed at each balance sheet date.

Warranty provisions

Provisions for warranty-related costs are recognized when the product is sold or service provided to the customer. Initial recognition is based on historical experience. The initial estimate of warranty-related cost is revised annually.

Litigation claims:

Provision for litigation related obligation represents liabilities that are expected to materialise in respect of matters in appeal.

2.20 Non-Current assets held for sale

Non-current assets or disposal companys classified as held for sale are measured at lower of carrying amount and fair value less costs to sell.

Non-current assets or disposal companys are classified as held for sale if their carrying amounts will be recovered principally through a sale transaction rather than through continuing use. This condition is regarded as met only when the sale is highly probable and the asset or disposal company is available for immediate sale in its present condition subject only to terms that are usual and customary for sale of such assets. Management must be committed to sale, which should be expected to qualify for recognition as a completed sale within one year from the date of classification as held for sale, and actions required to complete the plan of sale should indicate that is unlikely that significant changes to the plan will be made or that the plan will be withdrawn.

Property, Plant and Equipment and intangible assets are not depreciated or amortised once classified as held for sale.

2.21 Operating Segment

Operating Segment reflect the Company's management structure and the way the financial information is regularly reviewed by the Company's Chief Operating Decision Maker (CODM). The CODM considers the business from both business and product perspective based on the dominant source, nature of risks and returns and the internal organisation and management structure. The operating segments for which separate financial information is available and for which operating profit/ (loss) amounts are evaluated regularly by executive Management in deciding how to allocate resources and in assessing performance.

The accounting policies adopted for segment reporting are in line with the accounting policies of the Company. Segment revenue, segment expenses, segment assets and segment liabilities have been identified to segments on the basis of their relationship to the operating activities of the segment.

Revenue, expenses, assets and liabilities which relate to the Company as a whole and are not allocable to segments on reasonable basis have been included under unallocated revenue/expenses/ assets/liabilities.

Segment accounting

The Chief Operational Decision Maker monitors the operating results of its business segments separately for the purpose of making decisions about resources allocation and performance assessment. Segment performance is evaluated based on profit or loss and is measured consistently with profit or loss in the financial statements.

The Operating segments have been identified on the basis of the nature of products / services.

Segments revenue includes sales and other income directly identifiable with/allocable to the segment including inter-segments revenue.

Expenses that are directly identifiable with/allocable to segments are considered for determining the segment result. Expenses which relate to the company as a whole and not allocable to segments are included under UN allocable expenditure.

Income which relates to the company as a whole and not allocable to segments is included in UN allocable income.

Segment result includes margins on inter-segments sales which are reduced in arriving at the profit before tax of the company.

Segments assets and liabilities include those directly identifiable with the respective segments. UN allocable assets and liabilities represent the assets and liabilities that relate to the company as whole and not allocable to any segment.

Inter-Segments transfer pricing:

Segments revenue resulting from transactions with other business segments is accounted on the basis of transfer price agreed between the segments. Such transfer prices are either determined to yield a desired margin or agreed on a negotiated basis.

2.22 Service Tax/GST Input Credit

Service Tax/GST Input Credit is accounted for in the books in the period in which the underlying service received is accounted and when there is reasonable certainty in availing/utilising the credits.

2.23 Operating Cycle

All the assets and liabilities have been classified as current or non-current as per the Company's normal operating cycle and other criteria set out in Notes. Based on the nature of products and services and the time between the acquisition of assets for processing and their realisation in cash and cash equivalent, the Company has ascertained its operating cycle as 12 months for the purpose of current and non-current classification of assets and liabilities.

2.24 Exceptional Items:

On certain occasions, the size, type or incidence of an item of income or expense, pertaining to ordinary activities of the Company is such that its disclosure improves the understanding of the performance of the Company, such income or expense is classified as an exceptional item and accordingly, disclosed in the notes accompanying to the financial statements.

2.25 Current and Non-current classification:

The Company presents assets and liabilities in the balance sheet based on current/non-current classification.

An asset is current when it is:

- Expected to be realized or intended to be sold or consumed in normal operating cycle,
- Held primarily for the purpose of trading,
- Expected to be realized within twelve months after the reporting period, Or
- Cash or Cash Equivalent unless restricted from being exchanged or used to settle a liability for at least twelve months after the reporting period.

All other assets are classified as non-current.

A liability is current when:

- It is expected to be settled in normal operating cycle,
- It is held primarily for the purpose of trading,
- It is due to be settled within twelve months after the reporting period, Or
- There is no unconditional right to defer the settlement of liability for at least twelve months after the reporting period.

Deferred tax assets/liabilities are classified as non-current.

All other assets are classified as non-current.

3. Significant Accounting Judgements, Estimates and Critical Accounting Assumptions:

The preparation of financial statements in conformity with Ind AS requires management to make judgements, estimates and assumptions that affect the application of accounting policies and the reported amounts of assets and liabilities, disclosures of contingent liabilities at the date of financial statements and the reported amounts of revenue and expenses for the years presented. Actual results may differ from these estimates.

Estimates and underlying assumptions are reviewed on an ongoing basis. Revisions to accounting estimates are recognized in the period in which the estimates are revised and in any future periods affected.

In particular, information about significant areas of estimation, uncertainty and critical judgements in applying accounting policies that have the most significant effect on the amount recognized in the financial statements pertain to:

3.1 Useful lives of property, plant and equipment and intangible assets:

The Company has estimated useful life of each class of assets based on the nature of assets, the estimated usage of asset, the operating condition of the asset, past history of replacement, anticipated technological changes, etc. The Company reviews the carrying amount of property, plant and equipment and intangible assets at the end of each reporting period. This reassessment may result in change in depreciation expense in future periods.

Depreciation on Property, Plant and Equipment is provided pro-rata for the periods of use on straight

line method (SLM) on the basis of useful life of the property, plant and equipment mandated by Part C of Schedule II of the Companies Act, 2013 or the useful life determined by the company based on technical evaluation, whichever is lower, taking into account the nature of asset, the estimated usage of asset, the operating conditions of the asset, past history of replacement, maintenance support, as per details given below:

3.2 Impairment of Tangible and Intangible Assets other than Goodwill

Property, Plant and Equipment and Intangible assets are tested for impairment when events occur or changes in circumstances indicate that the recoverable amount of cash generating unit is less than its carrying value. The recoverable amount of cash generating units is higher of value-in-use and fair value less cost to sell. The calculation involves use of significant estimates and assumptions which includes turnover and earnings multiples, growth rates and net margins used to calculate projected future cash flows, risk-adjusted discount rate, future economic and market conditions.

In assessing value in use, the estimated future cash flows are discounted to their present value using a pre-tax discount rate that reflects current market assessments of the time value of money and the risks specific to asset for which the estimates for future cash flows have not been adjusted.

At each Balance Sheet date, consideration is given to determine whether there is any indication of impairment of the carrying amount of the Company's assets. If any indication of impairment of carrying amount of the Company's assets exists, estimation is made for the asset's recoverable amount, which is greater of the net selling price and the value in use. An impairment loss, if any, is recognized whenever the carrying amount of an asset exceeds the recoverable amount.

Impairment losses of continuing operations, including impairment on inventories, if any, are recognized in profit or loss section of the statement of profit or loss.

3.3 Provision against Investments/Loans and Advances

The management taking into account the present operations of the Company proposed restructuring, future business prospects etc. to make provision towards impairment on carrying value of investments and loans and advance given.

3.4 Employee Benefits – Defined Benefit Obligation (DBO)

Management's estimate of the DBO is based on a number of critical underlying assumptions such as standard rates of inflation, medical cost trends, mortality, discounts rate and anticipation of future salary increases. Variation in these assumptions may significantly impact the DBO amount and the annual defined benefit expenses.

3.5. Recent accounting pronouncements

The amendments to standards that are issued, but not yet effective, up to the date of issuance of the Company's financial statements are disclosed below. The Company intends to adopt these standards, if applicable, when they become effective. The Ministry of Corporate Affairs ("MCA") has issued certain amendments to Ind AS through (Indian Accounting Standards) Amendment Rules, 2018. These amendments maintain convergence with IFRS by incorporating amendments issued by International Accounting Standards Board (IASB) into Ind AS and has amended the following standards:

1. Ind AS 115-Revenue from Contract with Customers
2. Ind AS 21-The effect of changes in foreign exchanges rates
3. Ind AS 40-Investment Property
4. Ind AS 12-Income Taxes
5. Ind AS 28-Investment in Associates and Joint Ventures
6. Ind AS 112-Disclosure of Interest in Other Entities

The amendment will come into force from April 1, 2018. The Company has evaluated the effect of this on the financial statements and the impact is not material.

Ind AS 115, Revenue from Contract with Customers: On March 28, 2018, the MCA notified the Ind AS 115. The core principle of the new standard is that an entity should recognize revenue to depict the transfer of promised goods or services to customers in an amount that reflects the consideration to which the entity expects to be entitled in exchange for those goods or services. Further, the new standard requires enhanced disclosures about the nature, amount, timing and uncertainty of revenue and cash flows arising from the entity's contracts with customers.

Note No. 4: FIRST TIME ADOPTION OF IND AS

The Company has adopted Indian Accounting Standards (Ind AS) as notified by the Ministry of Corporate Affairs with effect from 1st April, 2017, with a transition date of 1st April, 2016. These financial statements for the year ended 31st March, 2018 are the first the Company has prepared under Ind AS.

For all periods upto and including the year ended 31st March, 2017, the Company prepared its financial statements in accordance with the accounting standards notified under the section 133 of the Companies Act 2013, read together with paragraph 7 of the Companies (Accounts) Rules, 2014 ('Previous GAAP').

The adoption of Ind AS has been carried out in accordance with Ind AS 101, First-time Adoption of Indian Accounting Standards. Ind AS 101 requires that all Ind AS standards and interpretations that are issued and effective for the first Ind AS financial statements be applied retrospectively and consistently for all financial years presented. Accordingly, the Company has prepared financial statements which comply with Ind AS for year ended 31st March, 2018, together with the comparative information as at and for the year ended 31st March, 2017 and the opening Ind AS Balance Sheet as at 1st April, 2016, the date of transition to Ind AS.

In preparing these Ind AS financial statements, the Company has availed certain exemptions and exceptions in accordance with Ind AS 101, as explained below. The resulting difference between the carrying values of the assets and liabilities in the financial statements as at the transition date under Ind AS and Previous GAAP have been recognised directly in equity (retained earnings or another appropriate category of equity). This note explains the adjustments made in restating its Previous GAAP financial statements, including the Balance Sheet as at 1st April, 2016 and the financial statements as at and for the year ended 31st March, 2017.

(A) Mandatory Exceptions to retrospective application

The Company has applied the following exceptions to the retrospective application of Ind AS as mandatorily required under Ind AS 101:

1. Estimates:

An entity's estimates in accordance with Ind AS at the date of transition to Ind AS shall be consistent with estimates made for the same date in accordance with previous GAAP (after accounting policies), unless there is an objective evidence that those estimates were in error.

Ind AS estimates as at 1 April, 2016 are consistent with the estimates as at same date made in conformity with previous GAAP. The Company made estimates for following items in accordance with Ind AS at the date of transition as these were not required under previous GAAP.

- Investments in equity instruments carried at FVTPL.
- Impairment of financial assets based on expected credit loss model.

2. Classification and measurement of financial assets

As required under Ind AS 101, the classification of financial assets to be measured at amortised cost or fair value through other comprehensive income is made on the basis of the facts and circumstances that existed on the date of transition to Ind AS.

(B) Optional Exemptions from retrospective application

Ind AS 101 allows first-time adopters certain exemptions from the retrospective application of certain requirements under Ind AS. The Company has applied the following exemptions:

1. Deemed cost for property, plant and equipment, intangible assets and Investment Property

Ind AS 101 permits a first-time adopter to elect to continue with the carrying value for all of its property, plant and equipment as recognised in the financial statements as at the date of transition to Ind AS, measured as per the previous GAAP and use that as its deemed cost as at the date of transition after making necessary adjustments for de-commissioning liabilities. This exemption can also be used for intangible assets covered by Ind AS 38 Intangible Asset as well as Investment Property.

Accordingly, the Company has elected to measure all of its property, plant and equipment, intangible assets and Investment Property at their previous GAAP carrying value.

2. Fair value measurement of financial assets or financial liabilities

Company has elected to apply requirement in paragraph B5.1.2A of Ind AS 109 prospectively to transactions entered into on or after the date of transition to Ind ASs.

(C) Transition to Ind AS – Reconciliations

Ind AS 101 requires an entity to reconcile equity, total comprehensive income and cash flows for prior periods. The following tables represent the reconciliations from IGAAP to Ind AS. The presentation requirements under IGAAP differ from Ind AS and hence the IGAAP information has been reclassified for ease of reconciliation with Ind AS. The reclassified IGAAP information is derived based on the audited financial statements of the Company for the year ended March 31, 2016 and March 31, 2017.

The following reconciliations provide the explanations and quantification of the differences arising from the transition from Previous GAAP to Ind AS in accordance with Ind AS 101:

- I. Reconciliation of Equity as at 1st April, 2016 and as at 31st March, 2017
- II. Reconciliation of Statement of Profit and Loss for the year ended 31st March, 2017
- III. Adjustments to Statement of Cash Flows for the year ended 31st March, 2017

Previous GAAP figures have been reclassified/regrouped wherever necessary to conform with financial statements prepared under Ind AS.

I. Reconciliation of Equity as at 1st April, 2016 and as at 31st March, 2017

(Rs. In Lacs)

Particulars	Note No.	March 31, 2017	April 1, 2016
Equity as per Previous GAAP		654.55	551.91
Adjustments:			
Amortisation of finance cost as per EIR method	1	0.59	1.03
Fair value of financial instrument	2	(23.70)	(23.50)
Allowance for doubtful debts as per Expected Credit Loss Model (ECL)	3	(4.80)	(4.32)
Depreciation on Investment Property as per Ind AS	4	(85.47)	(74.37)
Deferred tax on Ind AS adjustments	5	2.49	8.28
Total Adjustments		(110.89)	(92.28)
Equity as per IND AS		543.67	459.03

II. Reconciliation of Statement of Profit and Loss for the year ended 31st March, 2017

(Rs. in Lacs)

Particulars	Note No.	March 31, 2017
Profit after Tax as per Indian GAAP		82.81
Adjustments:		
Amortisation of finance cost as per EIR method	1	(0.43)
Fair value of financial instrument through profit & loss (FVTPL)	2	(0.19)
Allowance for doubtful debts as per Expected Credit Loss Model (ECL)	3	(0.49)
Depreciation on Investment Property as per Ind AS	4	(11.10)
Gain one time settlement of financial liability	5	19.84
Deferred tax on Ind AS adjustments	6	(5.78)
Total Adjustments		1.83
Net Profit before OCI as per Ind AS		84.99
Other comprehensive income (net of tax)	7	(0.35)
Total comprehensive income under Ind AS		84.64

III. Adjustments to Statement of Cash Flows for the year ended 31st March, 2017

There were no material differences between the Statement of Cash Flows presented under Ind AS and the Previous GAAP.

Notes to the Reconciliations

4.1 Amortisation of Loan Processing Fees

Under previous GAAP, upfront fees paid to the lenders are charged to statement of profit and loss as and when incurred. However, Ind AS - 109 "Financial instruments" requires long term debt to be recognised at amortised cost and upfront fees are charged on the basis of effective interest rate method. The difference resulting from the said treatment has been adjusted against retained earnings as at the date of transition.

As a result of this change, borrowings as at 31st March, 2017 have been reduced by Rs. 59,327/- (April 1, 2016 –Rs. 1,02,780) with a corresponding adjustment to retained earnings resulting in increase in total equity.

4.2 Fair value of Investments

Under the previous GAAP, investments in equity instruments and mutual funds were classified as long-term investments or current investments based on the intended holding period and realisability. Investments were carried at cost. Under IND AS, these investments are required to be measured at fair value. The resulting fair value changes of these investments have been reduced by Rs. 23,69,627 as at 31st March, 2017 (Rs. 23,50,340 As at 1 April, 2016) with a corresponding adjustment to retained earnings resulting in decrease in total equity.

4.3 Trade Receivables

On the date of transition to Ind AS, the provision for expected credit loss on trade receivables has resulted in a decrease in the carrying amount of these receivables by Rs. 4,31,704/- which has been recognized directly in retained earnings (Equity). Deferred Tax Liability of Rs. 1,33,396/- has been recognized on such provision.

As at 31st March, 2017, the provision for expected credit loss on trade receivables has resulted in a decrease in the carrying amount of these receivables by Rs. 48,716/-. On such provision, net loss

amounting to 48,716/- has been recognized in other expenses in the Statement of Profit and Loss. Deferred Tax Liability of Rs. 15,053/- has been recognized on such loss.

4.4 Depreciation

Under previous GAAP, Investment Property is accounted as per Long Term Investment and depreciation on the same is not provided. However, Ind AS - 40 "Investment Property" requires depreciation to be provided on Investment Property. The difference resulting from the said treatment has been adjusted against retained earnings as at the date of transition. Consequently, value of investment property as at March 31, 2017 has been reduced by Rs. 88,31,829 (April 1, 2016 - Rs. 77,11,065) with a corresponding adjustment to retained earnings resulting decrease in total equity. The profit under the previous GAAP for the year ended 31st March, 2017 has been reduced by Rs. 11,20,764 due to additional depreciation.

Under previous GAAP, Land value of Rs. 4,29,892 was included in Wind mill value and accordingly depreciation was also charged on the same. On the date of transition, the said amount has been reclassified under respective head and depreciation has been reversed with corresponding adjustment to retained earnings. Consequently, Written Down value of Plant & Machinery as at March 31, 2017 has been reduced by Rs. 1,45,368 (April 1, 2016 - Rs. 1,55,877) with a corresponding adjustment to retained earnings resulting increase in total equity by Rs. 2,84,524 (April 1, 2016 - Rs. 274,015). The profit under the previous GAAP for the year ended 31st March, 2017 has been increased by Rs. 10,509 due to reversal of excess depreciation.

4.5 One Time Settlement (Financial Liability)

As per Ind AS - 109 "Financial Instrument" An entity shall remove a financial liability (or a part of a financial liability) from its balance sheet when, and only when, it is extinguished—ie when the obligation specified in the contract is discharged or cancelled or expires. The difference between the carrying amount of a financial liability (or part of a financial liability) extinguished or transferred to another party and the consideration paid, including any non-cash assets transferred or liabilities assumed, shall be recognised in profit or loss. The difference resulting from the said treatment has been adjusted against retained earnings as at the date of transition. As a result of this change, the profit for the year ended March 31, 2017 increased by Rs. 19,83,524. There is no impact on total equity as at 31st March, 2017.

4.6 Deferred Tax

Under Previous GAAP, deferred taxes were recognised for the tax effect of timing differences between accounting profit and taxable profit for the year using the income statement approach. Under Ind AS, deferred taxes are recognised using the balance sheet for future tax consequences of temporary differences between the carrying value of assets and liabilities and their respective tax bases. The above difference, together with the consequential tax impact of the other Ind AS transitional adjustments lead to temporary differences. Deferred tax adjustments are recognised in correlation to the underlying transaction either in retained earnings or through other comprehensive income.

4.7 Remeasurement of post-employment benefit obligations

Under Ind AS, remeasurement i.e. actuarial gains and losses and the return on plan assets, excluding amounts included in the net interest expense on the net defined benefit liability are recognised in other comprehensive income instead of the Statement of Profit and Loss. Under the IGAAP, these remeasurement were forming part of the Statement of Profit and Loss for the year. As a result of this change, the profit for the year ended March 31, 2017 increased by Rs. 50,911. Deferred Tax Liability of Rs. 15,7323/- has been recognized on this. There is no impact on the total equity as at March 31, 2017.

4.8 Revenue related Adjustments

Company runs various promotional programmes for retailer, whole seller and stockist. The Company estimates the fair value of those incentives/benefits given to the customer and reduce it from total sales consideration to record revenue on net basis. This change has resulted in a decrease in

total revenue and decrease in total expenses for the year ended March 31, 2017 by Rs. 38,05,501/-. There is no impact on the total equity and profit.

4.9 Retained Earnings

Retained earning as at April 1, 2016 has been adjusted consequent to the above Ind AS transition adjustments.

4.10 Other comprehensive income

Under Ind AS, all items of income and expense recognised in a period should be included in the Statement of Profit and Loss for the period, unless a standard requires or permits otherwise. Items of income and expense which are not recognised in Statement of Profit and Loss but are shown in the Statement of Profit and Loss as 'Other comprehensive income' includes remeasurement of defined benefit plans. The concept of other comprehensive income did not exist under previous GAAP.

The Ind AS adjustments are either non cash adjustments or are regrouping among the cash flows from operating, investing and financing activities. Consequently, Ind AS adoption has no impact on the net cash flow for the year ended 31st March, 2016 as compared with the previous GAAP.

NOTES TO THE FINANCIAL STATEMENTS FOR THE YEAR ENDED 31ST MARCH, 2018

Note 5 : Property, Plant & Equipment

Particulars	Freehold Land	Building	Furniture fittings and equipment	Plant & Machinery	Office equipment	Vehicles	TOTAL	Capital Work In-Progress
As at 01-04-2016	4,249,952	4,159,607	581,343	23,099,441	449,191	31,472,120	279,799,517	1,992,421
Additions	-	694,863	222,586	27,600	216,343	1,478,492	2,639,884	-
Disposal/Transfer	-	337,360	9,518	16,415	100,192	103,454	566,939	1,992,421
As at 31-03-2017	4,249,952	4,517,110	794,411	23,110,626	565,342	32,847,158	281,872,462	-
Additions	-	-	20,686	113,104	355,040	40,443,892	40,932,721	-
Disposal/Transfer	-	-	15,162	641,336	20,301	94,383	771,182	-
As at 31-03-2018	4,249,952	4,517,110	799,935	22,582,394	900,081	73,196,666	322,034,002	-
Accumulated depreciation:								
As at 01-04-2016	-	-	-	-	-	-	-	-
Depreciation charge for the year	-	93,221	243,606	3,124,079	323,997	6,247,670	10,032,573	-
Disposal/Transfer	-	-	9,518	16,419	100,192	40,795	166,924	-
As at 31-03-2017	-	93,221	234,088	3,107,660	223,805	6,206,875	9,865,649	-
Depreciation charge for the year	-	98,575	179,744	2,673,373	191,572	7,548,563	10,691,827	-
Disposal/Transfer	-	-	13,192	266,644	20,300	64,447	364,582	-
As at 31-03-2018	-	191,796	400,640	5,514,390	395,078	13,690,991	20,192,894	-
Net carrying amount:								
As at 01-04-2016	4,249,952	4,159,607	581,343	23,099,441	449,191	31,472,120	64,011,653	1,992,421
As at 31-03-2017	4,249,952	4,423,889	560,323	20,002,965	341,537	26,640,283	56,218,949	-
As at 31-03-2018	4,249,952	4,325,314	399,295	17,068,004	505,003	59,505,675	86,053,243	-

Note 6 : Investment property

Particulars	Amount Rs.
Gross carrying amount:	
As at 01-04-2016	<u>270,843,457</u>
Additions	2,003,913
Disposal/Transfer	-
As at 31-03-2017	<u>272,847,370</u>
Additions	-
Disposal/Transfer	-
As at 31-03-2018	<u>272,847,370</u>
Accumulated depreciation:	
As at 01-04-2016	-
Depreciation charge for the year	4,150,319
Disposal/Transfer	-
As at 31-03-2017	<u>4,150,319</u>
Depreciation charge for the year	4,164,237
Disposal/Transfer	-
As at 31-03-2018	<u>8,314,556</u>
Net carrying amount:	
As at 01-04-2016	270,843,457
As at 31-03-2017	268,697,051
As at 31-03-2018	264,532,814

Premises given on Operating Lease

The company has given various properties on operating lease. These lease arrangements include both cancellable and non-cancellable leases. Most of the leases are renewable for further period on mutually agreeable terms.

The total future minimum lease rentals receivable at the Balance Sheet date is as under

Particulars	As at 31st March, 2018	As at 31st March, 2017	As at 1st April, 2016
For a period not later than one year	2,282,928	2,634,211	2,660,095

Information regarding income and expenditure of Investment property

Particulars	As at 31st March, 2018	As at 31st March, 2017
Rental income derived from Building	7,427,527	3,768,815
Direct operating expenses (including repairs and maintenance) generating rental income	496,908	187,475
Profit arising from investment property before depreciation and indirect expenses	6,930,619	3,581,340
Less : Depreciation	4,150,319	4,164,237
Profit arising from investment property before indirect expenses	2,780,300	(582,897)

Punjab & Sind Bank has taken Symbolic Possession of one of sub leased property situated at Gandhi Nagar, Gujarat towards recovery of due amount. However the company has protested the contention in case filed by the Bank in Debt Recovery Tribunal Kolkata.

Punjab & Sind Bank has taken physical possession of the property situated at Kolkata offered as collateral security against credit facilities availed by the company.

Various Property offered as Collateral Securities to UCO Bank and J&K Bank in respect of various credit facilities enjoyed by Fairdeal Supplies Ltd, an associate concern and these properties have been symbolically possessed by the UCO Bank.

Fair Value of investment properties which includes commercial and residential premises is estimated by management at Rs. 27,08,43,457/- as on 01.04.2016

Note 7 : Other Intangible assets

Particulars	Amount Rs.
As at 01-04-2016	34,403
Additions	2,800
Disposal/Transfer	-
As at 31-03-2017	37,203
Additions	-
Disposal/Transfer	-
As at 31-03-2018	37,203
Accumulated depreciation:	
As at 1-04-2016	-
Depreciation charge for the year	23,532
Disposal/Transfer	-
As at 31-03-2017	23,532
Depreciation charge for the year	11,277
Disposal/Transfer	-
As at 31-03-2018	34,810
Net Block Value:	
As at 01-04-2016	34,403
As at 31-03-2017	13,670
As at 31-03-2018	2,393

Note 8 : Non Current Financial assets : Others

Particulars	As at 31st March, 2018	As at 31st March, 2017	As at 1st April, 2016
Unsecured, Considered Good			
Security deposits			
- Related Party	152,011	152,011	152,011
- Others	12,530,077	13,182,489	13,284,361
Fixed deposit with Bank (Maturity after 12 months)	-	750,000	-
	12,682,088	14,084,500	13,436,372

Note 9 : Income Tax Expenses

Tax Expense recognised in Statement of Profit & Loss

Particulars	As at 31st March, 2018	As at 31st March, 2017
Current Tax		
Current Tax on taxable income for the year	5,250,000	4,350,000
Total Current Tax Expense	5,250,000	4,350,000
Deferred Tax		
Deferred Tax charged	(1,263,527)	(3,936,717)
Total Deferred Income Tax Expense	(1,263,527)	(3,936,717)
Tax in respect of earlier year	-	3,682,544
Total Income Tax Expense	3,986,473	4,095,827

A reconciliation of the income tax expenses to the amount computed by applying the statutory income tax rate to the profit before income taxes is summarized below:

Particulars	As at 31st March, 2018	As at 31st March, 2017
Profit Before Tax	23,234,763	12,595,085
Statutory Tax Rate (%)	33.063%	33.063%
Tax at statutory tax rate	7,682,110	4,164,313
Tax effects of amounts which are not deductible in calculating taxable income		
Different rate of deferred tax compared to current tax	(2,334,136)	(2,244,200)
Income considered under different Tax Rate	(721,878)	(389,298)
Others	(639,623)	(1,117,531)
Taxes of earlier years	-	3,682,544
Income Tax Expense	3,986,473	4,095,827

B) The movement in deferred tax assets and liabilities during the year ended March 31, 2017 and March 31, 2018

Particulars	Balance sheet			Credit /(charge) in Statement of Profit and Loss	
	As at 31st March, 2018	As at 31st March, 2017	As at 1st April 2016	Year ended 31st March, 2018	Year ended 31st March, 2017
Deferred tax Liabilities					
Tax impact of difference between carrying amount of PPE in the financial statements and the income tax return	(13,709,466)	(14,604,283)	(15,671,906)	(894,817)	(1,067,623)
Reversal of Loan Processing Fee	(91,994)	(40,616)	(39,472)	51,378	1,145
Capital Reserve OTS	(612,909)	(612,909)		-	612,909
Fair Value of Investment	(12,819)			12,819	
Total (A)	(14,427,188)	(15,257,808)	(15,711,378)	(830,620)	(453,570)
Deferred tax Assets					
Tax impact of expenses charged in the financial statements but allowable in future under income tax					
Bonus payable	202,612	192,628	196,163	9,984	(3,535)
Unabsorbed depreciation	-	-	34,650	-	(34,650)
Expenses disallowed u/s 43B	44,165,500	44,295,229	39,092,466	(129,729)	5,202,763
Business losses	-	-	1,082,973	-	(1,082,973)
Capital losses	248,775	248,775	248,775	-	-
Provision for doubtful advances	1,184,043	427,949	1,856,245	756,094	(1,428,296)
Provision for doubtful debts	934,590	1,250,277	440,292	(315,687)	809,985
Amortisation of LPF as per EIR	40,012	22,284	7,713	17,728	14,572
Allowance for Doubtful Debts	270,201	148,450	133,397	121,751	15,053
Fair Value of Investment-	5,960		(5,960)	5,960	
Diminution in the value of Investment	726,255	726,255	726,255	-	-
Remeasurement of Defined Benefit Plan	(21,274)	(15,732)			
Total (B)	47,771,988	47,317,807	43,818,928	432,907	3,483,147
Net Deferred Tax Assets / (Liabilities) (A-B)	33,344,800	32,059,999	28,107,551	1,263,527	3,936,717

Significant Estimates : Based on the approved plans and budgets, the company has estimated that the payment of expense disallowed under section 43B, which management believes is probable, accordingly the company has recognized deferred tax asset on aforesaid losses.

Note 10 : Non Current Tax Assets (Net)

Particulars	As at 31st March, 2018	As at 31st March, 2017	As at 1st April, 2016
TDS Receivable (Net of Provision)	13,334,394	11,337,373	17,264,086
Total	13,334,394	11,337,373	17,264,086

Note 11 : Non Current assets : Others

Particulars	As at 31st March, 2018	As at 31st March, 2017	As at 1st April, 2016
Unsecured Considered Good			
Capital Advances	-	2,739,000	2,739,000
Prepaid Expenses	-	-	82,116
Deposits with Govt. Authorities	2,419,038	3,358,381	3,546,967
	2,419,038	6,097,381	6,368,082
Unsecured Considered Doubtful			
Capital Advances	2,739,000	-	-
Less: Provision for Doubtful Advances	2,739,000	-	-
-	-	-	-
Total	2,419,038	6,097,381	6,368,082

Note 12 : Inventories

Particulars	As at 31st March, 2018	As at 31st March, 2017	As at 1st April, 2016
Stock in Trade	86,522,990	94,908,779	125,691,308
Loose Tools	1,040	4,161	7,282
Total	86,524,030	94,912,941	125,698,590

Mode of valuation of inventories has been stated in Note No. 2.3

Note 13 : Current Financial assets : Investments

Particulars	As at		As at		As at	
	31st March, 2018		31st March, 2017		1st April, 2016	
	Units	Amount	Units	Amount	Units	Amount
Investment in Government Securities						
National Savings Certificates	-			100,000		100,000
Investment in Mutual Funds						
Carried at fair value through Profit and Loss Account						
(i) Franklinteremption collection-Mutual Fund			60,689	1,351,208	-	-
(ii) Sunlife cash amnagement	2,774.655	1,158,570				
(iii) Reliance Liquidity	577.855	1,505,588				
(ii) Birla dynamic-Bonds		-	33,737	979,505	-	-
Total	3,353	2,664,158	94,425	2,330,713	-	-
Total Unquoted investments - at Market Value	-	-	-	100,000	-	100,000
Total Quoted investments - at Market Value		2,664,158		2,330,713		-
Total	-	2,664,158	-	2,430,713	-	100,000

Note 14 : Current Financial assets : Trade Receivables

Particulars	As at		As at		As at	
	31st March, 2018		31st March, 2017		1st April, 2016	
Unsecured Considered Good						
From Related Parties		35,385,242		45,361,052		16,258,341
From Others		65,520,776		45,988,918		52,628,661
		100,906,018		91,349,970		68,887,002
Less: Allowances for Doubtful debts as per Expected Credit Loss Model		874,437		480,420		431,704
		100,031,581		90,869,550		68,455,298
Unsecured Considered Doubtful						
From Related Parties		-		-		-
From Others		8,680,284		11,383,467		8,732,752
		8,680,284		11,383,467		8,732,752
Less: Provisions		3,024,564		5,727,747		3,077,032
Less: Provision for Claim		5,655,720		5,655,720		5,655,720
		-		-		-
Total		100,031,581		90,869,550		68,455,298

Provisions for claims are made based on deductions made for thefts and shortages by various clients. The Final Amounts of deductions will be settled only after completion of counter claims and other legal proceedings. However, based on the information available with the company and past empirical experience, necessary provision has been made as per the best judgement.

The management is rigorously pursuing the recovery against doubtful debts and advances and is hopeful of recovery. Provision is made to the extent considered necessary in accordance with the principal of prudence and conservatism.

Note 15 : Cash and Cash Equivalents

Particulars	As at 31st March, 2018	As at 31st March, 2017	As at 1st April, 2016
Cash and cash equivalents			
Balance with banks			
In current accounts	4,187,558	3,946,890	3,450,015
Bank Deposits (maturity with less than 3 months)	857,608	100,000	2,071,802
Cash On Hand	1,323,653	854,957	1,061,423
	6,368,820	4,901,847	6,583,240

Note 16 : Other Bank Balances

Particulars	As at 31st March, 2018	As at 31st March, 2017	As at 1st April, 2016
Other Bank Balances			
Bank Deposits (maturity with more than 3 months but less than 12 months)	300,000	-	60,000
	300,000	-	60,000

Note 17 : Current Financial assets : Loans

Particulars	As at 31st March, 2018	As at 31st March, 2017	As at 1st April, 2016
Loans			
(A) Other Loans			
Unsecured, Considered Good	113,913,272	117,176,985	120,830,784
	113,913,272	117,176,985	120,830,784
Unsecured, Considered Doubtful	858,276	858,276	5,834,593
Less: Allowance for Bad Doubtful Loans	(858,276)	(858,276)	(5,834,593)
	-	-	-
	113,913,272	117,176,985	120,830,784

Note 18 : Current Financial Assets : Others

Particulars	As at 31st March, 2018	As at 31st March, 2017	As at 1st April, 2016
Unbilled Revenue	24,163,022	21,029,462	17,456,723
Accrued Interest on Deposit	231,207	247,267	247,394
Amount due on sale of assets	-	3,100,000	3,500,000
Withholding tax recoverable	183,160	63,981	480,349
	24,577,389	24,440,710	21,684,467

Note 19 : Other Current Assets

Particulars	As at 31st March, 2018	As at 31st March, 2017	As at 1st April, 2016
Receivable from Government Authorities	16,330,410	18,100	55,686
Prepaid Expenses	1,640,294	1,950,476	1,412,096
Reimbursement of Expenses	2,833,772	3,603,798	4,312,534
Advance to Suppliers	648,771	2,302,211	4,380,821
	21,453,248	7,874,584	10,161,137

Note 20 : Equity Share Capital

Particulars	As at 31st March, 2018	As at 31st March, 2017	As at 1st April, 2016
Authorised Capital			
60,00,000 Equity Shares of Rs.10 each (Previous year 60,00,000 Equity Shares of Rs.10 each)	60,000,000	60,000,000	60,000,000
Issued & Subscribed and Paid up			
50,00,000 Equity Shares of Rs.10 each (Previous year 50,00,000 Equity Shares of Rs.10 each)	50,000,000	50,000,000	50,000,000
Less : Calls In Arrear(45,100 shares for Rs 5 per each share)	225,500	225,500	225,500
	49,774,500	49,774,500	49,774,500

Notes

(a) Reconciliation of the number of the shares outstanding at the beginning and at the end of the year:

Authorised share capital	As at 31st March, 2018		As at 31st March, 2017		As at 1st April, 2016	
	No.of shares	Amount	No.of shares	Amount	No.of shares	Amount
Balance at the beginning of the year	6,000,000	60,000,000	6,000,000	60,000,000	6,000,000	60,000,000
Balance at the end of the year	6,000,000	60,000,000	6,000,000	60,000,000	6,000,000	60,000,000
Issued share capital	As at 31st March, 2018		As at 31st March, 2017		As at 1st April, 2016	
	No.of shares	%	No.of shares	%	No.of shares	%
Balance at the beginning of the year	5,000,000	50,000,000	5,000,000	50,000,000	5,000,000	50,000,000
Balance at the end of the year	5,000,000	50,000,000	5,000,000	50,000,000	5,000,000	50,000,000
Subscribed and paid up share capital	As at 31st March, 2018		As at 31st March, 2017		As at 1st April, 2016	
	No.of Shares	%	No.of Shares	%	No.of Shares	%
Balance at the beginning of the year	5,000,000	49,774,500	5,000,000	49,774,500	5,000,000	49,774,500
Balance at the end of the year	5,000,000	49,774,500	5,000,000	49,774,500	5,000,000	49,774,500

The company has not issued any equity shares during the current and previous year

(b) The details of Shareholders holding more than 5% Shares

Name of the Share Holder	As at 31st March, 2018		As at 31st March, 2017		As at 1st April, 2016	
	No.of Shares	%	No.of Shares	%	No.of Shares	%
RAM PRASAD AGARWALA	388722	7.77	388722	7.77	388722	7.77
PAWAN KUMAR AGARWALA	250266	5.01	250266	5.01	250266	5.01
REWA DEVI JHUNJHUNWALA	251400	5.03	26486	0.53	251400	5.03
CHINNIYAN C	0	0	466982	9.34	380000	7.6
RAMALAKSHMI ROTAR	0	0	533605	10.7	280000	5.6
SPINNING AND EXPORTING COMPANY PVT LTD						
S BALAJI	0	0	311413	6.23	280000	5.6
R THANGAVELU	0	0	0	0	279000	5.58
MUKUND BANSAL .	274895	5.49	0	0	0	0
HOTEL JAGAM PRIVATE LIMITED	312381	6.24	0	0	0	0
INDRALOK HOTELS PRIVATE LIMITED	312381	6.24	0	0	0	0

(c) Terms/Rights attached to Equity shares

The company has one class of share capital, i.e. equity share having face value of Rs.10 per share. Each Shareholder is entitled to one vote per share. In the event of liquidation, the equity shareholders are eligible to receive the remaining assets of the company after distribution of all preferential amounts in proportion to their shareholding.

Note 21 : Other Equity

Particulars	Reserves & Surplus		Total
	Retained Earnings	Other Reserves	
Balance as at 01-04-2016	(3,871,993)	-	(3,871,993)
Profit for the year	8,499,257	-	8,499,257
Other comprehensive Income for the year	(35,180)	-	(35,180)
Total Comprehensive Income for the year	8,464,078	-	8,464,078
Balance as at 31-03-2017	4,592,085	-	4,592,085
Profit for the year	19,248,291	-	19,248,291
Other comprehensive Income for the year	(47,574)	-	(47,574)
Total Comprehensive Income for the year	19,200,717	-	19,200,717
Balance as at 31-03-2018	23,792,801	-	23,792,801

Retained Earnings

Retained earnings are the profits that the Company has earned till date, less any transfers to general reserve, dividends or other distributions paid to the shareholders.

Note 22 : Non Current - Borrowings

Particulars	As at 31st March, 2018	As at 31st March, 2017	As at 1st April, 2016
Secured			
Term Loans from Banks	-	-	849,000
Term Loans -Others	45,172,151	12,159,933	20,912,146
Secured Loans- (A)	45,172,151	12,159,933	21,761,146
Unsecured			
From Directors	210,000	1,000,000	4,119,266
Inter Corporate Deposit	4,948,278	4,525,775	4,000,020
Unsecured Loans- (B)	5,158,278	5,525,775	8,119,286
Total (A+B)	50,330,429	17,685,708	29,880,432

Particulars of Continuing Default

Term Loan from Others	
Period of Default (in Months)	72
Amount	7,728,201
Period of Default (in Months)	-
Amount	-

Term Loan (Secured) from HDFC Bank Ltd in form of Working Capital Demand Loan facility secured against Hypothecation of of inventories, book debts and coommercial vehicles of the Company as well as by way of mortgage of some of the property of the company, has been fully repaid during the year. The bank was also holding personal guarantee of some of the Directors of the company. The said loan carried interest rate @ 14.75% p.a. and The Loan was repayable in Monthly Installment of Rs. 3,40,000/- each along with interest. (Current Year - Balance Outstanding – NIL P. Y. Balance Outstanding Rs. 849000/-(Shown as current maturity of Long Term Loans))

The terms of repayment not yet finalised for Unsecured Loan from Body Corporate, Related Parties, Others and Directors. Rate of Interest is charged @ 14.5% p.a.

Term loan (secured) from India Infoline Finance Ltd. In form of commercial vehicle finance facility secured against hypothecation of commercial vehicle of the company as well as by way of hypothecation of some of the commercial vehicle of the company. The financier is also holding personal guarantee of managing director of the company, The Said loan carries interest rate @ 13.50% p.a and 10.57% p.a. and The loan is repayable in monthly equated installment of Rs. 854265/- inclusive of interest. (Current year – Balance Outstanding Rs. 24256593/- P. Y. Balance Outstanding Rs. 9367374/-)

Term loan (secured) from Tata Motors Finance Ltd. In form of commercial vehicle finance facility secured against hypothecation of commercial vehicles of the company. The financier is also holding personal guarantee of managing director of the company, The Said loan carries interest rate @ 14% P.A and The loan is repayable in monthly equated installment of Rs. 342468/- each inclusive of interest. (Current year- Balance Outstanding Rs. 5251202/- P. Y. Balance Outstanding Rs. 8381069/-)

Term loan (secured) from Kotak Mahindra Prime Ltd. In form of motor vehicle finance facility secured against hypothecation of motor vehicle of the company. The Said loan carries interest rate @ 9.88% p.a and The loan is repayable in monthly equated installment of Rs. 11598/- each inclusive of interest. (Current year- Balance Outstanding Rs. 173204/- P. Y. Balance Outstanding Rs. 287013/-)

Term loan (secured) from Mahindra and Mahindra Financial Services Ltd. In form of motor vehicle finance facility secured against hypothecation of motor vehicle of the company. The said loan carries interest rate @ 12.31% p.a. and the loan is repayable in monthly eqated installment of Rs 21090/- each inclusive of interst. (Current year- Balance Outstanding Rs. 906785/- P. Y. Balance Outstanding Rs. NIL)

Term loan (secured) from Mahindra and Mahindra Financial Services Ltd. In form of commercial vehicle finance facility secured against hypothecation of commercial vehicles of the company. The financier is also holding personal guarantee of managing director of the company, The Said loan carries interest rate flat @ 5.20 IRR P.A and The loan is repayable in monthly equated installment of Rs. 497250/- each inclusive of interest. (Current year- Balance Outstanding Rs. 17624529/- P. Y. Balance Outstanding Rs. NIL)

Term loan (secured) from Cholamandalam Investment and Finance Company Ltd. In form of commercial vehicle finance facility secured against hypothecation of commercial vehicles of the company. The financier is also holding personal guarantee of managing director of the company, The Said loan carries interest rate @ 9.25% p.a. and The loan is repayable in monthly equated installment of Rs. 156450/- each inclusive of interest. (Current year- Balance Outstanding Rs. 6039685/- P. Y. Balance Outstanding Rs. NIL)

Working Capital Loans from bank includes Rs 2816.99 Lac against Cash Credit Limit and Rs. 2000.00 Lac against Export Packing Credit Limit from Punjab and Sind Bank has been slipped to Non Performing Assets

with effect from 31-03-2012. The company has also defaulted in interest payable on said loan amounting to Rs 1,82,92,452/- for the period from 01/04/2013 to 31/03/2014 and Rs. 4,69,38,398/- for the period from 01/04/2014 to 31/03/2015 and Rs. 48102318/- for the period from 01/04/2015 to 31/03/2016 and Rs. 16837421/- for the period from 01/04/2016 to 31/03/2017. The Interest provision on loan taken from the bank has not been accounted for the financial year 2017-18 due to legal dispute between the company and the bank as Double Bench of Hon'ble Calcutta High Court has issued order in favour of the company. The bank has preferred appeal against the said order in Hon'ble Supreme Court.

Note 23 : Current Borrowing

Particulars	As at 31st March, 2018	As at 31st March, 2017	As at 1st April, 2016
Secured			
(a) Loans repayable on demand from banks	481,698,633	482,118,468	467,970,322
(b) Loans repayable on demand from others	-	-	7,728,201
	481,698,633	482,118,468	475,698,523

Working Capital Facilities are secured by hypothecation of inventories, Book Debts and commercial vehicles of the company as well as by way of mortgage of some of the property of the company. The Bank is also holding personal guarantee of some of the Directors of the company as well as Corporate Guarantee of other group Companies.

Note 24 : Trade Payables

Particulars	As at 31st March, 2018	As at 31st March, 2017	As at 1st April, 2016
Micro, Small & Medium Enterprises	-	-	-
Others	132794769	148,127,777	157,592,568
	132,794,769	148,127,777	157,592,568

Refer Note for information about liquidity risk market risk of trade payable.

Company has not received the required information from suppliers regarding their status under the Micro, Small and Medium Enterprise Development Act, 2006. Hence Disclosures, if any, relating to amounts unpaid as at the year end together with interest paid/ payable as required under the said Act have not been made.

Note 25 : Other Current Financial Liabilities

Particulars	As at 31st March, 2018	As at 31st March, 2017	As at 1st April, 2016
Current Maturities of Long Term Debts	8,911,620	6,665,196	6,490,537
Security Deposits	8,404,000	6,910,000	7,110,000
Interest accrued but not due on Borrowings	-	10,636	-
Other			
- Others	2,822,132	1,711,424	1,917,221
- Related Party	812,789	812,789	812,789
Total	20,950,541	16,110,046	16,330,547

Note : (a) There are no amounts due for payment to the Investor Education and Protection Fund Under Section 125 of the Companies Act, 2013 as at the year end.

Note 26 : Other Current Liabilities

Particulars	As at 31st March, 2018	As at 31st March, 2017	As at 1st April, 2016
Advances From Customers	404,556	388,482	20,264,494
Other payables	4,126,912	4,530,631	3,974,865
Statutory Remittances	1,661,380	5,116,821	3,412,641
Total	6,192,848	10,035,934	27,652,000

Note 27 : Provisions

Particulars	As at 31st March, 2018	As at 31st March, 2017	As at 1st April, 2016
Provision for Employee Benefits (Refer Note)	2,666,746	2,671,735	2,574,967
	2,666,746	2,671,735	2,574,967

Note 28 : Revenue From Operations

Particulars	Year ended 31st March, 2018	Year ended 31st March, 2017
Sale of Products		
- Sale of Automobile Parts & Lubricants	246,125,919	277,268,650
Sale of Services	193,172,408	156,030,496
- Logistics Operations	169,083,649	134,635,630
- Rent Income	7,790,979	3,924,815
- Wind Energy	16,297,780	17,470,052
Other Operating Revenue	3,231,314	249,218
	442,529,641	433,548,364

Note 29 : Other Income

Particulars	Year ended 31st March, 2018	Year ended 31st March, 2017
Interest on Banks(Gross,T.D.S.Rs.12,220/-,P.Y.Rs.14,749/-)	65,547	155,284
Interest on Others	9,081,440	9,390,840
Provision No Longer Required Written Back	2,736,683	6,329,076
Profit/(Loss) on Sale of Investments	27,184	(8,010)
Profit/loss on Sale of Assets	6,372,172	6,099,342
Miscellaneous Income	20,696,812	21,906,161
Sundry Balances Written Back	5,219,094	30,663,097
ECGC Claim	-	22,238,766
	44,198,933	96,774,556

Note 30 : Purchase of Stock in Trade

Particulars	Year ended 31st March, 2018	Year ended 31st March, 2017
Automobile Parts & Lubricants	215,504,717	235,170,663
	215,504,717	235,170,663

Note 31 : Change in Inventories of Finished Goods, Stock in Trade & Work-in-Progress

Particulars	Year ended 31st March, 2018	Year ended 31st March, 2017
Opening Stock-in-trade	94,908,779	125,691,308
Less : Closing Stock-in-trade	86,522,990	94,908,779
	8,385,789	30,782,528

Note 32 : Employee Benefit Expenses

Particulars	Year ended 31st March, 2018	Year ended 31st March, 2017
Salary, Bonus & Allowances	40,974,202	40,305,794
Staff Welfare Expense	2,050,303	2,027,409
Contribution to Provident Fund and other Funds	2,016,241	1,462,021
	45,040,746	43,795,224

Note 33 : Financial Charges

Particulars	Year ended 31st March, 2018	Year ended 31st March, 2017
Interest on borrowings	3,148,936	50,452,391
Others borrowing cost	2,643,142	1,937,885
	5,792,078	52,390,276

Note 34 : Depreciation and Amortisation Expense

Particulars	Year ended 31st March, 2018	Year ended 31st March, 2017
Depreciation on Property, Plant & Equipment	10,691,827	10,032,573
Depreciation on Investment Property	4,164,237	4,150,319
Amortisation on Intangible Assets	11,277	23,532
	14,867,341	14,206,425

Note 35 : Other Expenses

Particulars	Year ended 31st March, 2018	Year ended 31st March, 2017
Operation Expenses		
Freight Payment	42,608,234	5,768,944
Trip Expense And Allowances	27,859,940	27,625,068
Diesel Expense	57,578,962	57,794,544
Claims	364,852	358,621
Loading & Unloading Expense	3,182,723	10,950
Repair and Maintenance - Machinery	9,361,170	11,900,481
Repair and Maintenance - Building	510,108	216,486
Repair and Maintenance - Others	837,416	980,506
Other Operational Expense	4,206,075	5,372,820
	146,509,479	110,028,421
Administrative & Other Expenses		
Travelling & Conveyance Expense	2,255,007	1,820,759
Auditors Remuneration (refer note 35.1)	449,250	500,478
Insurance Premium	4,078,811	3,857,133
Rates & Taxes	2,280,015	577,890
Rent	2,634,211	2,660,095
Provision for doubtful debts and advances	3,154,925	4,076,974
Foreign Exchange Fluctuation	(62)	715,807
Bad debt Written off/Sundry Balance Written off (Net)	3,397,156	13,001,887
Penalty/Fines	58,075	2,600
Other Administrative Expense	8,781,082	8,364,919
Brokerage and commission	305,187	170,435
	27,393,658	35,748,976
Total	173,903,137	145,777,398

Note 35.1 : Auditors's Remuneration

Particulars	Year ended 31st March, 2018	Year ended 31st March, 2017
Audit fees (including limited reviews)	384,250	435,478
Taxation Matters	65,000	65,000
	449,250	500,478

Note 36 : Exceptional & Extra Ordinary Items

Particulars	Year ended 31st March, 2018	Year ended 31st March, 2017
Interest Waiver on Loan		4,394,677
	-	4,394,677

The company has entered into settlement agreement in respect of commercial vehicle loan provided by Shriram Transport Financial Co. Ltd. The said agreement provides waiver of interest liability of Rs. 43,94,677/- and the same has been offered as income in the statement of profit & loss account.

37. Additional Disclosure requirement:

37.1 Financial Instruments

Financial Instruments Classification Category

Particulars	31 March 2018			31 March 2017			1 April 2016		
	Fair Value through Profit & Loss	Fair Value through OCI	Amortised Costs	Fair Value through Profit & Loss	Fair Value through OCI	Amortised Costs	Fair Value through Profit & Loss	Fair Value through OCI	Amortised Costs
Financial Assets									
Investments	26,64,158	-	-	24,30,713	-	-	1,00,000	-	-
Trade receivables	-	-	10,00,31,581	-	-	9,08,69,550	-	-	6,84,55,298
Cash & cash equivalents	-	-	63,68,820	-	-	49,01,847	-	-	65,83,240
Other balances with banks	-	-	3,00,000	-	-	-	-	-	60,000
Loans	-	-	11,39,13,272	-	-	11,71,76,985	-	-	12,08,30,784
Other financial assets	-	-	2,45,77,389	-	-	2,44,40,710	-	-	2,16,84,467
Financial Liabilities									
Borrowings	-	-	53,20,29,062	-	-	49,98,04,176	-	-	50,55,78,954
Trade payables	-	-	13,27,94,769	-	-	14,81,27,778	-	-	15,75,92,568
Other financial liabilities	-	-	2,09,50,541	-	-	1,61,10,046	-	-	1,63,30,547

Fair Value Hierarchy

Financial Assets and liabilities measured at fair value 31.03.2018& 31.03.2017& 01.04.2016	Level 1	Level 2	Level 3	Total
As at March 31,2018				
Financial Assets				
FVTPL	26,64,158	-	-	26,64,158
FVTOCI	-	-	-	-
As at March 31,2017				
Financial Assets				
FVTPL	24,30,713	-	-	24,30,713
FVTOCI	-	-	-	-
As at April 1, 2016				
Financial Assets				
FVTPL	1,00,000	-	-	1,00,000
FVTOCI	-	-	-	-

Valuation technique used to determine fair value:

Specific valuation techniques used to value financial instruments include:

the use of quoted market prices or dealer quotes for similar instruments

Fair Value of Financial Assets & Liabilities measured at amortized cost

- ✓ The carrying amounts of trade receivables, trade payables, capital creditors and cash and cash equivalents are considered to be the same as their fair values, due to their short-term nature.
- ✓ The fair values of non-current borrowings are based on discounted cash flows using a current borrowing rate. They are classified as level 3 fair values in the fair value hierarchy due to the use of unobservable inputs, including own credit risk. They are subsequently measured at amortised cost at balance sheet date.

1. Financial Risk Management

The Company's activities expose it to market risk, liquidity risk and credit risk. This note explains the sources of risk which the entity is exposed to.

Risk

Credit Risk

Liquidity Risk

Market Risk-

Foreign Exchange Risk

Interest Rates

Security Price

Credit Risk Management

Company assesses and manages credit risk based on internal credit rating system. The finance function consists of a separate team who assesses and maintains an internal credit rating system. Internal credit rating is performed on for each class of financial instruments with different characteristics.

The company is making provision on Trade Receivables based on Expected Credit Loss Model (ECL).

Ageing & Percentage

Age of Receivable	% of Provision	March 31, 2018			
		Amount Rs.	ECL	Amount Rs.	ECL
0-60 days	0.10%	4,43,91,439	44,391	5,24,72,754	52,473
61- 120 Days	0.75%	1,67,83,358	1,25,875	2,52,12,335	1,89,093
121 - 180 days	1.50%	1,80,90,847	2,71,363	68,88,641	1,03,330
More than 180 days	2.00%	2,16,40,373	4,32,807	67,76,240	1,35,525
Total		10,09,06,018	8,74,437	9,13,49,970	4,80,420
Provision to be recognised in P&L			3,94,017		48,716

The Company has used a practical expedient by computing the expected loss allowance for trade receivables based on historical credit loss experience and adjustments for forward looking information.

Reconciliation of loss allowance provision

Reconciliation of Loss Allowance	2017-18	2016-17
Opening Balance	4,80,420	4,31,704
Changes due to purchase/realisation of asset	3,94,017	48,716
Write off Bad Debts	-	-
Change in risk parameters (Additional Provision)	-	-
Closing Balance	8,74,437	4,80,420

Liquidity Risk

Prudent liquidity risk management implies maintaining sufficient cash and marketable securities and the availability of funding through an adequate amount of committed credit facilities to meet obligations when due and to close out market positions. Due to the dynamic nature of the underlying businesses, Company treasury maintains flexibility in funding by maintaining availability under committed credit lines.

Management monitors rolling forecasts of the Company's liquidity position and cash and cash equivalents on the basis of expected cash flows. This is generally carried out at local level in the operating companies of the Company in accordance with practice and limits set by the Company. These limits vary by location to take into account the liquidity of the market in which the entity operates. In addition, the Company's liquidity management policy involves projecting cash flows in major currencies and considering the level of liquid assets necessary to meet these, monitoring balance sheet liquidity ratios against internal and external regulatory requirements and maintaining debt financing plans.

Maturities of financial liabilities (31-03-2018, 31-03-2017 & 01-04-2016)

Financial Liabilities	Within 12 months	After 12 months
As at April 1, 2016		
Non derivative		
Borrowings	47,56,98,522	2,98,80,432
Trade payables	15,75,92,568	-
Other financial liabilities	1,63,30,547	-
Derivative	-	-
As at March, 2017		
Non derivative		
Borrowings	48,21,18,468	1,76,85,708
Trade payables	14,81,27,778	-
Other financial liabilities	1,61,10,046	-
Derivative	-	-
As at March, 2018		
Non derivative		
Borrowings	-	5,03,30,429
Trade payables	13,27,94,769	-
Other financial liabilities	2,09,50,541	-
Derivative	-	-

Market Risk Management

Foreign Currency Risk

The Company operates internationally and is exposed to foreign exchange risk arising from foreign currency transactions, primarily with respect to the US\$, EUR. Foreign exchange risk arises from future commercial transactions and recognized assets and liabilities denominated in a currency that is not the company's functional currency (INR). The risk is measured through a forecast of highly probable foreign currency cash flows.

(a) Foreign currency risk exposure

Particulars	As at 31-03-2018	As at 31-03-2017
	US\$	US\$
Financial Assets	300	300
Financial Liabilities	-	-
Net Exposure	300	300

(b) Sensitivity

Particulars	Impact on PBT	
	31.03.2018	31.03.2017
USD Sensitivity (+1%)	136.59	136.16
USD Sensitivity (-1%)	(136.59)	(136.16)

Cash flow and fair value interest rate risk

The Company's main interest rate risk arises from long-term borrowings with variable rates, which expose the Company to cash flow interest rate risk.

The Company's fixed rate borrowings are carried at amortised cost. They are therefore not subject to interest rate risk as defined in Ind AS 107, since neither the carrying amount nor the future cash flows will fluctuate because of a change in market interest rates.

(a) Interest Rate Risk Exposure

Particulars	31.03.2018	31.03.2017
Variable Rate borrowings	-	-
Fixed Rate Borrowings	53,20,29,062	49,98,04,176

Price Risk

The Company's exposure to equity securities price risk arises from investments held by the Company and classified in the Balance Sheet at fair value through profit or loss.

To manage its price risk arising from investments in equity securities, the Company diversifies its portfolio. Diversification of the portfolio is done in accordance with the limits set by the Company.

Sensitivity

Particulars	Impact on PBT		Impact on other Components of Equity	
	31.03.2018	31.03.2017	31.03.2018	31.03.2017
Investment price sensitivity (+10%)	1,86,491	1,63,150	-	-
Investment price sensitivity (-10%)	(1,86,491)	(1,63,150)	-	-

37.2 Capital Management

The Company's objectives when managing capital are to

- ✓ safeguard their ability to continue as a going concern, so that they can continue to provide returns for shareholders and benefits for other stakeholders, and
- ✓ Maintain an optimal capital structure to reduce the cost of capital.

Consistent with others in the industry, the Company monitors capital on the basis of the following gearing ratio:

Net debt (total borrowings net of cash and cash equivalents) divided by Total 'equity' (as shown in the balance sheet, including non-controlling interests).

Particulars	31-03-2018	31-03-2017	01-04-2016
Net Debt	53,45,71,862	50,15,67,525	50,54,86,251
Total Equity	7,35,67,302	5,43,66,585	4,59,02,507
Debt Equity Ratio	7%	9%	11%

37.3 Lease

Particulars	31-03-2018	31-03-2017
Premises taken on Operating Lease		
The Company has significant operating leases for premises. These lease arrangements range for a period of 11 months and 29 days, which include both cancellable and non-cancellable leases. Most of the leases are renewable for further period on mutually agreeable terms and also include escalation clauses.		
With respect to non-cancellable operating lease, the future minimum lease payment as at Balance Sheet date is as under:		
For a period not later than one year	22,82,928	26,34,211

37.4 Segment information

Operating Segments:

- a) Transportation
- b) Trading
- c) Generation of Wind Energy
- d) Renting of Immovable Property
- e) Others

Identification of Segments:

The chief operational decision maker monitors the operating results of its Business segment separately for the purpose of making decision about resource allocation and performance assessment. Segment performance is evaluated based on profit or loss and is measured consistently with profit or loss in the financial statements, Operating segment have been identified on the basis of nature of products and other quantitative criteria specified in the Ind AS 108.

Segment revenue and results:

The expenses and income which are not directly attributable to any business segment are shown as unallocable expenditure (net of allocable income).

Segment assets and Liabilities:

Segment assets include all operating assets used by the operating segment and mainly consist of property, plant and equipments, trade receivables, inventory and other operating assets. Segment liabilities primarily include trade payable and other liabilities. Common assets and liabilities which cannot be allocated to any of the business segment are shown as unallocable assets / liabilities.

Inter Segment transfer:

Inter Segment revenues are recognised at sales price. The same is based on market price and business risks. Profit or loss on inter segment transfer are eliminated at the group level.

1. Information about Products and Services

Product/Service	Revenue from the product	
	31-03-2018	31-03-2017
Sale of automobile parts & Lubricants	24,95,04,373	28,10,74,151
Sale of wind energy	1,62,97,780	1,74,70,052
Logistic service	16,90,83,649	13,46,35,630
Renting of movable/ immovable property	77,90,979	39,24,815

The above incomes are inclusive of discount given to customers

2. Information about Geographical Areas

Particulars	Calcutta Division	Ahmedabad Division	Bangalore Division	Other Division	Total Rs.
Revenue					
External Sales:					
Domestic Sales/Income	2,35,22,679 43,01,378	35,86,60,398 36,26,16,309	8,54,04,496 8,71,65,292	1,91,41,000 7,62,40,000	48,67,28,573 53,03,22,979
Export Sales	- -	- -	- -	- -	
Total Sales/Income	2,35,22,679 43,01,378	35,86,60,398 36,26,16,309	8,54,04,496 8,71,65,292	1,91,41,000 7,62,40,000	48,67,28,573 53,03,22,980
Add: Inter Segment Sales	- -	- -	- -	- -	
Total Sales	2,35,22,679 43,01,378	35,86,60,398 36,26,16,309	8,54,04,496 8,71,65,292	1,91,41,000 7,62,40,000	48,67,28,573 45,40,82,980
Less: Inter Segment Sales	- -	- -	- -	- -	
Total Revenue	2,35,22,679 43,01,378	35,86,60,398 36,26,16,309	8,54,04,496 8,71,65,292	1,91,41,000 7,62,40,000	48,67,28,573 45,40,82,980
Total Assets					
Segment Assets	33,02,29,886 34,97,02,982	33,28,47,093 33,20,44,004	5,92,78,048 1,73,82,913	- -	72,23,55,028 69,91,29,899
Unallocable Asset	- -				
Total Cost Incurred during the year to acquire segment assets	6,85,46,862	10,19,113	3,89,08,188	-	10,84,74,162
	24,73,860	20,69,823	1,02,914	-	46,46,597

3. Information about Major Customers(Both Years)

The company has only one major customer having turnover of more than 10% in the year 2016-17 and 2017-18.

4. Information about Business Segment

Particulars	Wind Energy	Trading	Transportation	Renting of Immoveable Properties	Others	Total Rs.
Revenue						
External Sales :						
Domestic Sales	1,62,97,780	24,61,26,373	16,90,83,649	74,27,527	4,77,93,926	48,67,29,254
	1,74,70,052	28,10,74,151	13,46,35,630	37,68,815	9,33,74,332	53,03,22,980
Export Sales	-	-	-	-	-	-
	-	-	-	-	-	-
Total External Sales	1,62,97,780	24,61,26,373	16,90,83,649	74,27,527	4,77,93,926	48,67,29,254
	1,74,70,052	28,10,74,151	13,46,35,630	37,68,815	9,33,74,332	53,03,22,979
Add: Inter Segment Sales	-	-	-	-	-	-
	-	-	-	-	-	-
Total Segment Sales/ Revenue	1,62,97,780	24,61,26,373	16,90,83,649	74,27,527	4,77,93,926	48,67,29,254
	1,74,70,052	28,10,74,151	13,46,35,630	37,68,815	9,33,74,332	53,03,22,979
Segment result before interest, & tax	68,54,259	1,90,05,536	1,32,53,143	44,35,145	(1,44,11,844)	2,91,36,239
	1,03,43,306	90,03,042	1,38,41,065	7,95,330	2,65,64,562	6,05,47,305
Add: Unallocated Income	-	-	-	-	-	59,00,979
Net of Unallocable Expense						
Less : Interest						
	-	-	-	-	-	5,23,46,822
Profit Before Exceptional/ Extra Ordinary items & tax						2,32,35,260
						82,00,483
Exceptional Items	-	-	-	-	-	-
	-	43,94,677	43,94,677	-	-	-
Profit Before taxes	-	-	-	-	-	2,32,35,260
	-	-	43,94,677	-	-	1,25,95,160
Total Assets						
Segment Assets	3,64,85,646	23,25,56,208	9,71,43,150	26,45,32,814	9,16,37,209	72,23,55,028
	3,57,91,196	24,64,49,694	5,66,47,697	20,36,56,515	15,65,84,797	69,91,29,899
Unallocable Asset at HO	-	-	-	-	-	-
	-	-	-	-	-	-
Total	72,23,55,028					
	69,91,29,899					
Total Liabilities						
Segment Liabilities	12,09,825	52,21,39,304	6,07,47,850	-	11,03,54,627	69,44,51,605
	8,77,607	53,36,67,185	2,45,79,477	-	11,74,29,981	67,65,54,250
Unallocable Liability at HO	-	-	-	-	-	-
Total	69,44,51,605					
	67,65,54,250					
Total Cost Incurred during the year to acquire segment assets	-	2,65,135	3,88,94,597	-	6,93,14,431	10,84,74,162
	-	7,04,014	1,67,302	-	37,75,281	46,46,597
Total Cost Incurred during the year to acquire unallocable Asset	-	-	-	-	-	-
	-	-	-	-	-	-
Segment Depreciation	12,32,736	5,27,450	70,22,111	29,37,362	31,47,682	1,48,67,342
	13,44,803	5,79,639	54,98,181	29,37,362	27,36,184	1,30,96,169
Segment Depreciation (Unallocable Asset)	-	-	-	-	-	-
Non-cash expenses other than depreciation	-	4,13,988	3,43,492	-	63,39,927	70,97,407
	3,120	22,00,241	34,64,818	-	1,13,61,966	1,70,30,145

37.2 Related Party Transactions: Give a List of related parties with relationship

(a) List of Related Parties

Related Party	Nature of Relationship
Prima Financial Services Ltd	Associate Concern
Fairdeal supplies ltd	Associate Concern
M/s Fairdeal	Associate Concern
Scientific Weighbridge & Auto parts	Associate Concern
Shiv ShaktiSteel Pvt. Ltd	Associate Concern
Frontline Industries Ltd.	Associate Concern
Fairdeal Renewable Energy Pvt. Ltd.	Associate Concern
Falgun Export Pvt. Ltd.	Associate Concern
Centre for Advance Studies in Engineering	Associate Concern
RamprasadAgarwal	Key Managerial Personnel
PawankumarAgarwal	Key Managerial Personnel
SaurabhJhunjunwala	Key Managerial Personnel
BajinathSons& HUF	Relative of KMP
Bhagwani Devi Agrawal	Relative of KMP
Gaurav Jhunjunwala	Relative of KMP
Hansa Agrawal	Relative of KMP
Shraddha Jhunjunwala	Relative of KMP
Raja Jhunjunwala	Relative of KMP
MukundJhunjunwala	Relative of KMP
Narayanprasad Agrawal & Sons H.U.F.	Relative of KMP
Ramprasad Agrawal & sons H.U.F.	Relative of KMP
RenudeviJhunjunwala	Relative of KMP
RewadeviJhunjunwala	Relative of KMP
ShilpiJhunjunwala	Relative of KMP
KritinJhunjunwala	Relative of KMP
VenyaJhunjunwala	Relative of KMP

(b) Key Managerial Personnel Compensation

Particulars	31.03.2018	31.03.2017
Short term employee benefits	-	-
Long term employee benefits	-	-
Post-employment benefits	-	-
Termination benefits	-	-
Share based payments	-	-

(C) Transactions with related Parties

Particulars	31.03.2018	31.03.2017
Sale of Goods	4,83,30,636	9,08,48,158
M/s Fairdeal Scientific weighbridge &Auto parts	1,46,49,037	51,95,641
Sale of Services		
Shiv Shakti Steel Pvt Ltd	79,50,840	-
Other transactions		
Rent income		
FairdealSupplies ltd.		
Rent Expense	61,176	61,176
FairdealSupplies ltd.	66,000	66,000
RamprasadAgarwal	6,08,040	6,08,040
PawankumarAgarwal	6,08,040	6,08,040
Narayan Prasad Agarwal	6,08,040	6,08,040
Bajinath sons & HUF	5,010	32,270
Shiv Shakti Steel PvtLtd	40,000	1,15,000
Sale of Assets		
Shiv Shakti Steel Pvt Ltd	32,00,000	-

(d) Outstanding balance arising from sale or purchase of goods and services

Particulars	31.03.2018	31.03.2017
Trade Payables Shiv Shakti Steel Pvt Ltd	-	1,15,000
Trade Receivables		
M/s Fairdeal	3,26,67,346	4,22,12,203
Scientific Weigh Bridge & Auto parts	30,22,953	3,14,8848
Shiv Shakti Steel Pvt Ltd	17,32,885	3,08,2231

(e) Loans from related parties

Particulars	Prima financial Services Ltd.		Fairdeal Supplies Ltd.		Pawankumar Agrawal	Saurabh Jhunjhunwala		
	2017-18	2016-17	2017-18	2016-17	2017-18	2016-17	2017-18	2016-17
From Associates	23,19,120	20,51,411	22,06,655	19,48,609	-	-	-	-
Beginning of the year	32,75,000	-	80,088	66,000	-	-	-	-
Loan Advancement	10,50,000	-	25,13,453	61,176	-	-	-	-
Repayment made	4,49,065	2,97,454	2,26,710	2,81,358	-	-	-	-
Interest Charged								
From KMP								
Beginning of the year	-	-	-	-	-	41,19,266	10,00,000	-
Loan Advancement	-	-	-	-	25,00,000	8,190,734	10,000	10,00,000
Repayment made	-	-	-	-	25,00,000	1,23,10,000	8,00,000	-
Interest Charged	-	-	-	-	-	-	-	-

(f) Corporate Guarantee

The company has provided Corporate Bank Guarantee to UCO Bank and J&K Bank in respect of Credit Facilities enjoyed by Fairdeal Supplies Ltd. In respect of such guarantee, company has given some of its Investment Properties as Collateral Securities.

(g) Terms and conditions

The loan availed from associated concerns @12% p.a. while loan from Key managerial Personnel availed at Nil rate of interest. The terms of repayment are not finalized by the management.

37.2 Earningsper Share

Particulars	31.03.2018	31.03.2017
1 Basic EPS		
From Continuing Operations attributable to equity share holders	3.87	1.71
From Discontinuing Operations	-	-
Total Basic EPS attributable to equity Shareholders	3.87	1.71
2 Diluted EPS		
From Continuing Operations attributable to equity share holders	3.87	1.71
From Discontinuing Operations	-	-
Total Diluted EPS attributable to equity Shareholders	3.87	1.71

Reconciliation of earnings used in calculation of EPS

Particulars	31.03.2018	31.03.2017
Basic EPS		
Profit attributable to equity shareholders used in calculation of Basic EPS	1,92,48,290	84,99,257
-from continuing operations	1,92,48,290	84,99,257
-from discontinued operations	-	-
Diluted EPS		
Profit from continuing operations attributable to equity shareholders Used in calculation of basic EPS	1,92,48,290	84,99,257
Add/less Used in calculation of diluted EPS	1,92,48,290	84,99,257
Profit from discontinued operation	-	-
Profit attributable to equity holders of the company used in calculating diluted EPS	1,92,48,290	84,99,257

Weighted Average number of shares as denominator

Particulars	31.03.2018	31.03.2017
Weighted average number of shares used in calculation of Basic EPS	49,77,450	49,77,450
Adjustment for calculation of diluted EPS		
Options		
Convertible Bonds		
Weighted average number of equity shares and potential equity shares used as denominator in calculation of Diluted EPS	49,77,450	49,77,450

37.7 Employee Benefits

Defined Contribution Plan

Particulars	31.03.2018
Company's Contribution towards	
Provident Fund	2,10,130
Pension Fund	4,77,021
ESI	3,02,413

Defined Benefits Plan

Gratuity: The company has defined benefit gratuity plan in India (funded). The company's defined benefit gratuity plan is a final salary plan for employees, which requires contributions to be made to a separately administered fund. The fund is managed by a trust which is governed by the Board of Trustees.

Balance sheet disclosures

- (a) The amounts disclosed in the balance sheet and the movements in the defined benefit obligation over the period:

Particulars	31.03.2018	31.03.2017
Liability at the beginning of the period	35,46,631	33,38,542
Interest Costs	2,83,730	2,67,083
Current Service Costs	2,83,978	3,21,422
Transfers	-	-
Benefits paid	(3,29,314)	(4,31,327)
Actuarial (Gain)/Loss on obligations due to change in Demography Assumptions	68,847	-
Financials Assumptions	4,23,467	50,911
Experience Assumptions		
Liability at the end of the period	42,77,339	35,46,631

(b) **Movements in the fair value of plan assets**

Particulars	31.03.2018	31.03.2017
Fair value of plan assets at the beginning of the period	39,17,554	37,43,945
	3,13,404	2,85,539
Interest Income	(54,137)	(2,85,539)
Expected return on plan assets	842033	3,19,397
Contributions	-	-
Transfers	(3,29,314)	(4,31,327)
Benefits paid	46,89,540	39,17,554
Fair value of plan assets at the end of the period		

(c) **Net liability disclosed above relates to**

Particulars	31.03.2018	31.03.2017
Fair value of plan assets at the end of the period	46,89,540	39,17,554
	(42,77,339)	(35,46,631)
Liability as at the end of the period	412,201	370,923
Net Liability/Asset		
Non-Current Portion	-	-
Current Portion	4,12,201	3,70,923

(d) **Balance Sheet Reconciliation**

Particulars	31.03.2018	31.03.2017
Opening Net liability	(3,70,923)	(4,05,403)
Expenses recognised in the statement of P&L	2,54,304	3,53,876
Expenses recognised in the OCI	5,46,451	-
Employer's Contribution	(8,42,033)	(3,19,397)
Amount recognised in the Balance Sheet	(4,12,201)	(3,70,923)

Profit & Loss Disclosures

(a) **Net interest Cost for Current period**

Particulars	31.03.2018	31.03.2017
Interest Cost	2,83,730	2,67,083
Interest Income	(3,13,404)	(2,85,540)
Net interest Cost	(29,674)	(18,457)

(b) Expenses recognised in the profit & loss statement

Particulars	31.03.2018	31.03.2017
Net Interest Cost	(29,674)	(18,457)
Current Service Cost	2,83,978	3,21,422
Expenses recognised in the profit & loss	2,54,304	3,53,876

(c) Expenses recognised in the Other Comprehensive Income

Particulars	31.03.2018	31.03.2017
Remeasurement		
Expected return on plan assets	54,137	2,85,539
Actuarial (Gain) or Loss	4,92,314	50,911
Net Income / Expenses recognized in OCI	5,46,451	3,36,450

Sensitivity Analysis

Particulars	31.03.2018	31.03.2017
Projected Benefit obligation on current assumptions		
	42,77,339	35,46,631
Delta effect of 1% change in Rate of Discounting	(4,56,268)	
Salary Increase	5,45,124	
Employee Turnover	38,954	
Data effect of (-1%) change in Rate of Discounting	5,45,900	
Salary Increase	(4,63,580)	
Employee Turnover	(44,750)	

Significant Actuarial Assumptions

Particulars	31.03.2018	31.03.2017
Discount Rate	7.86%	8%
Rate of return on Plan Assets	7.86%	8%
Salary Escalation	7.00%	7.00%
Attrition Rate	1.00%	-

37.8 Provisions, Contingent Liabilities and Contingent Assets

Contingent Liability not provided for

Particulars	2017-18	2016-17
Corporate Bank Guarantee	3,18,00,00,000	3,18,00,00,000
Claims against the Company not acknowledged as debts (including MACT claims aggregating to Rs.3,49,00,258/- for which the Company holds adequate Insurance)	4,01,51,518	4,01,51,518
Disputed Direct and Indirect Taxes for which appeals are pending at different forums	49,24,935	69,46,025
Suit filed by The New India Insurance Co Ltd to recover amount under The Carries Act	2,12,87,770	2,12,87,770
TOTAL CONTINGENT LIABILITY	3,24,63,64,223	3,24,83,85,313

The company has provided Corporate Bank Guarantee to UCO Bank and J&K Bank in respect of Credit Facilities enjoyed by Fairdeal Supplies Ltd. In respect of such guarantee, company has given some of its Investment Properties as Collateral Securities. Details of such Assets have been given in Note No 6. UCO Bank has issued demand notice dated 05-08-2012 to the borrowers/guarantors/mortgagors to repay the amount mentioned in the notice being Rs 235,94,31,422.65, failing on which the bank has taken Symbolic Possession of the properties in exercise of powers conferred upon them under the SARFAESI Act, 2002.

In respect of the corporate guarantee given by the company in respect of Credit facilities of Fairdeal Supplies Ltd (a group company) by UCO Bank, Government approval has not been obtained in terms of Section 295 of The Companies Act, 1956

**On Behalf of Board of
Frontline Corporation Ltd.**

**For Paresh Thothawala & Co.
Chartered Accountants
FRN: 114777W**

**Sd/-
S. K. Verma
Company Secretary**

**Sd/-
Narayanprasad Agarwal
Director
(DIN NO: 00060384)**


**Sd/-
Paresh K. Thothawala
Partner
M.No. 48435**

**Sd/-
R. L. Saklani
C.F.O.**

**Sd/-
Pawankumar Agarwal
Managing Director
(DIN NO: 00060418)**

**Date : 14/06/2018
Place : Ahmedabad**

**Date : 14/06/2018
Place : Ahmedabad**



ATTENDANCE SLIP

DP ID _____

(To be presented at the entrance)

Folio No./Client ID _____

I/We hereby record my/our presence at the 29th Annual General Meeting of the company at 4, B. B. D. Bag (East) Stephen House, Room No. 5, 1st Floor, Kolkata-700001 on Tuesday, 25th day of September, 2018 at 10.00 a.m.

PLEASE COMPLETE THIS ATTENDANCE SLIP AND HAND IT OVER AT THE ENTERANCE OF THE MEETING HALL. JOINT SHAREHOLDER(S) MAY OBTAIN ADDITIONAL SLIP AT THE VENUE OF THE MEETING.

Signature of the Member/ Proxy



PROXY FORM

[Pursuant to Section 105(6) of the Companies Act, 2013 read with Rule 19(3) of the companies (Management and Administration) Rules,2014]

Name of the Member(s):

Registered address:

E-mail Id:


Folio No./ Client ID:DP Id:

I/We being the member(s) of _____ shares of the above named Company hereby appoint:

- (1) Name: _____
 Address: _____
 E-mail Id: _____ or falling him;
- (2) Name: _____
 Address: _____
 E-mail Id: _____ or falling him;
- (3) Name: _____
 Address: _____
 E-mail Id: _____ or falling him;

As my/our proxy to attend and vote (on a poll) for me/us and on my/our behalf at the 29th Annual General Meeting of the company to be held on Tuesday, 25th day of September, 2018 at 10.00 a.m. at 4, B. B. D. Bag (East), Stephen House, Room No. 5, 1st Floor, and Kolkata-700001 and at any adjournment thereof in respect of such resolution as are indicate below:

Resolutions No.	Particulars of Resolution	Voting	
		For	Against
	ORDINARY BUSINESS		
1	Consider and adopt Audited Financial Statements of the Company for the year ended 31st March, 2018 together with the Reports of the Board of Directors and Auditors' thereon and other documents attached thereto.		
2	To Reappoint Mr. Narayan Prasad Agarwal , Director of the Company (holding Director Identification Number 00060384), who retires by rotation and, being eligible, himself for Re-appointment.		
3	Ratification of Appointment of Auditors of the Company and fixing their remuneration.		
	SPECIAL BUSINESS		
6	To authorize the Board to enter into related party transactions		



Signed this _____ day of September 2018

Affix Revenue Stamp

Signature of the Shareholder _____

Signature of first proxy holder _____

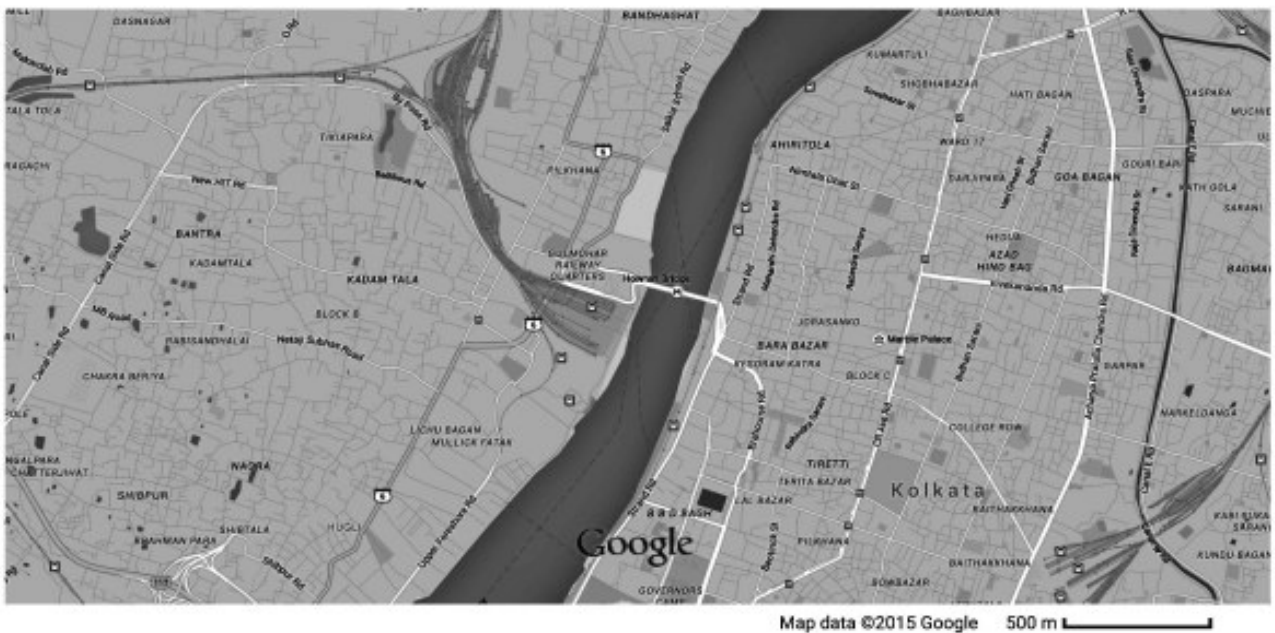
Signature of second proxy holder _____


Signature of third proxy holder _____

Affix
a
Stamp

Venue Map :

4, B.B.D. Bag (East), Stephen House, Room No. 5, 1st Floor, Kolkata – 700 001





NOTE



BOOK - POST

If Undelivered Please return

To **FRONTLINE CORPORATION LIMITED**
4, BBD Bag (East), Room No. 5, 1st Floor,
Stephen House, Kolkata - 700 001